

SPOTLIGHT REPORT ON THE 2030

SUSTAINABLE DEVELOPMENT

AGENDA

SYNTHESIS II



**CIVIL SOCIETY
WORKING GROUP
FOR THE 2030 AGENDA**

TEAM MEMBERS

PRODUCTION

Civil Society Working Group for the 2030 Agenda

ORGANIZATION

Gestos (Soropositividade, Comunicação e Gênero) (“HIV-positivity, Communication and Gender”)
| IDS (“Instituto Democracia e Sustentabilidade”) (Institute of Democracy and Sustainability)

TEXTS

Abong (Associação Brasileira de Organizações em Defesa dos Direitos e Bens Comuns)

ACT Promoção da Saúde

ActionAid Brasil

Aldeias Infantis SOS Brasil

Artigo 19

Campanha Nacional pelo Direito à Educação

Campanha TTF Brasil

Casa Fluminense

Centro Brasil de Saúde Global

Cineclubes Socioambiental “EM PROL DA VIDA”

Climax Brasil

Datapedia

FOAESP (Fórum das ONG-AIDS do Estado de São Paulo)

Fórum Brasileiro da Economia Solidária

Fundação ABRINQ

Fundação Grupo Esquel Brasil

GESTOS (Soropositividade, Comunicação e Gênero)

IBASE (Instituto Brasileiro de Análises Sociais e Econômicas)

IDDH (Instituto de Desenvolvimento e Direitos Humanos)

IDEC (Instituto Brasileiro de Defesa do Consumidor)

IDS (Instituto Democracia e Sustentabilidade)

Institute of Energy and Environment (IEE/USP)

International Energy Initiative IEI Brasil)

INESC (Instituto de Estudos Socioeconômicos)

Instituto Igarapé

METRODS (Observatório Metropolitano ODS)

MNCP (Movimento Nacional das Cidadãs Posithivas)

Observatório de Governança das Águas

Ouidoria do Mar

Oxfam Brasil

Parceria Brasileira Contra Tuberculose (STOP TB Brasil)

Plan International Brasil

Programa Cidades Sustentáveis

REBRAPD (Rede Brasileira de População e Desenvolvimento)

Rede MÁs

RNP+ (Rede Nacional de Pessoas vivendo com HIV e AIDS)

Transparência Internacional

Visão Mundial

AUTHORSHIP OF THE 2018 SPOTLIGHT REPORT BY SDG

gtagenda2030.org.br/relatorio-luz-2018-autoria/

2018 SPOTLIGHT REPORT SIGNATORY ORGANIZATIONS

gtagenda2030.org.br/subscricoes

PUBLISHERS

GESTOS (Soropositividade, Comunicação e Gênero)

Artigo 19

IDS (Instituto Democracia e Sustentabilidade)

GRAPHIC DESIGN

Claudia Inoue e Mariana Coan

CREATIVE AND ART DIRECTION

Claudio Fernandes

SPONSORSHIP

Friedrich Ebert Foundation and Plan Internacional Brasil

SUPPORT

Aldeias Infantis SOS Brasil

Artigo 19

Open Society Foundations



Creative Commons License. 3.0 Attribution – Share alike.

<http://www.gtagenda2030.org.br>

SUMMARY

CIVIL SOCIETY WORKING GROUP FOR THE 2030 AGENDA	4
PRESENTATION	5
SDG 1 Eradicate poverty everywhere, in all its forms	6
SDG 2 End hunger, achieve food security, improve nutrition and promote sustainable agriculture	9
SDG 3 Ensure a healthy life and promote wellbeing for everyone at all ages	13
SDG 4 Ensure an inclusive, equal and quality education, and promote learning opportunities for all over the course of life	18
SDG 5 Achieve gender equality and empower all women and girls	23
SDG 6 Ensure the availability and sustainable management of water and sanitation for all	28
SDG 7 Ensure reliable, sustainable and modern energy, at an accessible price, for all	33
SDG 8 Promote sustained, inclusive and sustainable economic growth, full and productive employment and decent work for all	37
SDG 9 Build resilient infrastructures, promote inclusive and sustainable industrialization, and foment innovation	43
SDG 10 Reduce inequality within and between countries	47
SDG 11 Make cities and human settlements inclusive, safe, resilient and sustainable	51
SDG 12 Ensure sustainable standards of production and consumption	55
SDG 13 Take urgent steps to combat climate change and its impacts	59
SDG 14 Conserve and sustainably use the oceans, seas and marine resources for sustainable development	64
SDG 15 Protect, recover and promote the sustainable use of land ecosystems, manage forests in a sustainable manner, combat desertification, deter and reverse the destruction of the land and stop the loss of biodiversity	67
SDG 16 Promote peaceful and inclusive societies for sustainable development, provide access to justice for all and construct effective, responsible and inclusive institutions at all levels	71
SDG 17 Strengthen the means of implementation and revitalize the global partnership for sustainable development	75
ACCESS TO JUSTICE IN PERNAMBUCO - SDG 16	79



ABOUT THE CIVIL SOCIETY WORKING GROUP FOR THE 2030 AGENDA

The Civil Society Working Group for the 2030 Agenda (*Grupo de Trabalho da Sociedade Civil para a Agenda 2030*) – GTSC A2030 – was formally established on September 9, 2014. It was the result of ongoing meetings between Brazilian non-governmental organizations, social movements, distinct fora and foundations during the “Agenda pós-2015” negotiations. Since then, it has worked to disseminate, promote, and monitor the 2030 Agenda, as well as the Addis Ababa Action Agenda in local, national, and international political spheres.

The GTSC A2030 has around fourty members from different sectors who, together, cover all areas of the 2030 Agenda. We advocate at local and international levels, especially at the United Nations, to monitor the commitments made by Member States to eradicate inequalities, promote justice, and bring peace to the people and to the planet. To do so, the GTSC A2030 communicates and highlights the importance of the Sustainable Development Goals and the potential impact of their implementation on people and lands, whilst also bringing together, analyzing and producing content that informs their frequency and

advocacy actions, including the annual production of this Spotlight Report.

The GTSC A2030 is currently facillitated by the following organizations: *‘Gestos (Soropositividade, Comunicação e Gênero)’*, the *‘Instituto Democracia e Sustentabilidade’* and the *‘Aliança de Controle ao Tabagismo e Promoção à Saúde’* (ou traduz-se todos, ou nenhum) (ACT).

OUR PRINCIPLES

The mission of the organizations, networks and movements connected to the GTSC A2030 is to defend rights and common goods, that is, those whose benefits do not exclude any member of the collectivity . The GTSC A2030 stands by the principles of equality, diversity, solidarity, respect for plurality, autonomy, transparency, and confidentiality.

Find out more about the organizations that form the GTSC A2030 at: <https://gtagenda2030.org.br/quem-somos-2/>

BRAZIL: A GIANT LEFT BEHIND?

It is with a feeling of great concern that the Civil Society Working Group for the 2030 Agenda presents the 2018 Spotlight Report on the SDGs in Brazil. This work is based on a collection of official data, covering 121 (of the 169) Sustainable Development Goals and targets, and highlights the fact that the path Brazil has taken over the last three years does not fit the goals of the Agenda.

Despite the establishment of National Commission for the SDGs¹ (CNOVS, in portuguese) – which already has a working plan of action – and the fostering to create sub-national commissions (strategic fora designed to promote the 2030 Agenda into the planning and implementation of public policies), much more needs to be done to reverse the current political and economic crises the country has been suffering for the last five years.

The challenges are great, structural and complex. The budgets allocated to policies and programs that are important to society and the environment are either smaller or have been cut altogether, whilst public debt, poverty and hunger have grown. The social chasms between the rich and the poor have widened, and the historical exclusion based on race, ethnicity, gender identity, and sexual orientation has become more consolidated, while the attacks on Conservation Units and environmental legislation ravish. The rates of violence and inequality in Brazil are amongst the world's highest and the problems have become more intense whereas progressive political leaders continue to fail to reach understandings, society is being fed fake news, and there continues the dismantling of the main mechanisms of social and environmental protection, won over the course of many decades.

The evidence presented by this Report, therefore, contrasts reality with the discourse of the executive and legislative powers in relation to pursuit of the SDGs. The flexibilization of labor laws and the approval of the Constitutional Amendment 95/2016 are irrefutable symbols of their current lack of engagement. Allied to the opacity of the public-private arrangements and the resistance to proposals for progressive taxation, they also demonstrate the challenges to implementing an economic policy focused on sustainability and wellbeing. When the Federal Government and the National Congress, which are not

properly representative of the Brazilian people's profiles of gender, race and social condition (and therefore both branches have little connection to reality) decide to limit public spending in critical areas such as healthcare and education for the next twenty years, while maintaining subsidies on fossil fuels, sectors with high levels of greenhouse gas emissions, and of non-renewable resources, they are quite obviously choosing the path that runs contrary to sustainability.

This is the reality which we, from the GTSC A2030, are working to change, overcoming the lack of resources, and the imposition of operating standards that try and limit our social actions and projects, and, in our daily activities, confronting groups with enormous political and economic power whose predatory relationship with the State create obstacles to the implementation of the 2030 Agenda.

The 2030 Agenda urgently needs to be implemented because the direction Brazil has taken must change. What we wish to achieve is both possible and viable: public policies planned for the short, medium, and long-term that are grounded in equality and participation, in ethics, and in respect for common assets, people and the planet, that will one day result in peaceful and prosperous societies. This future can only be reached by new transparent and inclusive arrangements between all sectors of the State. Yes, we will continue to be strong and organized, and we will continue to monitor this Agenda; and yes, a different Brazil, one that is sustainable and just, is possible.

Finally, in the name of the organizations that add their names to the 2018 Spotlight Report, we would like to thank all our partners whose support has made it possible. We hope that our recommendations inspire a radical change in the direction of the country, without which sustainable development will continue to remain only as dreams and goals.

Brazil has so much potential - it is a giant that cannot be left behind. We are counting on your desire to fight for it.

*Alessandra Nilo
Fabio Almeida Pinto*

Co-facilitators of the GTSC A2030

1. Composed equally of members from civil society and the State, the National Commission is the highest consultative level and is responsible for guiding the implementation of the 2030 Agenda in Brazil



SDG 1: ERADICATION OF POVERTY

END POVERTY IN ALL ITS FORMS EVERYWHERE

It is not enough for Brazil to regain economic growth in order to cease the expansion of poverty and extreme poverty, since the current set of amendments to the Constitution and other laws approved by the National Congress benefit mostly private interests. They do not propose means for impeding the process that is under way, of transferring the income from the lowest level of the social pyramid to its highest, the country's richest 5%.

The analysis of this Goal suggests that many programs and actions from the social area, programs that have been contributing to the reduction of poverty, have either suffered drastic budget cuts or have been suspended. By following this path, without realigning the model of development with an effectively social, economic and environmentally sustainable project, Brazil will not fulfill its commitment to Target 1 of the 2030 Agenda.

Confronting poverty and extreme poverty in Brazil (**Target 1.1**)² means also confronting inequalities – race, ethnicity, gender, amongst others – that are found in various different types of poverty. Up until 2014, Brazil

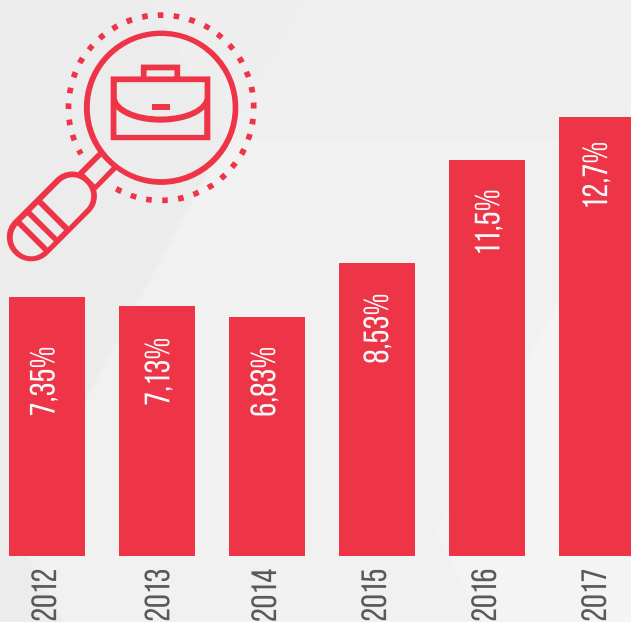
had been successful and had reached its Millennium Development Goal of reducing hunger and poverty earlier than planned, however this journey was interrupted by the change in the political forces that govern the country. One of the actions pursued by the current government that has been most at odds with the 2030 Agenda was the approval, in December 2016, of Constitutional Amendment 95, that indexed the increase of public spending to inflation rates for twenty years, followed by a series of other proposals by National Congress. Some of these proposals have already been approved, such as the Labor Reform Law (Law 13.467/2017), which is the most damaging to the interests and rights of workers since, among other things, it reduces the labor unions' negotiating powers and weakens Labor in relation to Capital within a context of crisis and possibilities of mass unemployment (see more details in SDG 8, in this report). The so-called Outsourcing Law also followed the same direction, forcing us to return to labor de-regulation conditions similar to those experienced sixty years ago.

2. Target 1.1: By 2030, eradicate extreme poverty (less than US\$ 1.25 per day) for all people everywhere.

As such, instead of implementing suitable measures and systems designed to protect society, including basic standards designed to provide material coverage for the poor and vulnerable in society until 2030 (**Target 1.3**)³, the current proposal for Pension/Public Retirement Reform is based on the false hypothesis that the current social security law is responsible for the public debt, and threatens the future of those currently paying their dues. Brazilian society voiced its rejection of this proposal to such a degree that, for the time being, it has not moved forward.

Meanwhile, the fiscal policy adopted has had a grave effect on income and has stretched out the Great Recession that started years earlier (post-2008), putting us on a path that goes entirely against **Targets 1.4**⁴ and **1.5**⁵. Public investments have shrunken, while the long hoped-for private investments have largely failed to materialize. This combination of tightened public policies and frustrated expectations has resulted in an unemployment scenario that greatly affects the black and female population, and which reversed the trend that had been on course until 2014, when a situation of almost full-employment had been reached. 2017 saw the worst result, with an extremely worrying average unemployment index of 12.7% (Table 1).

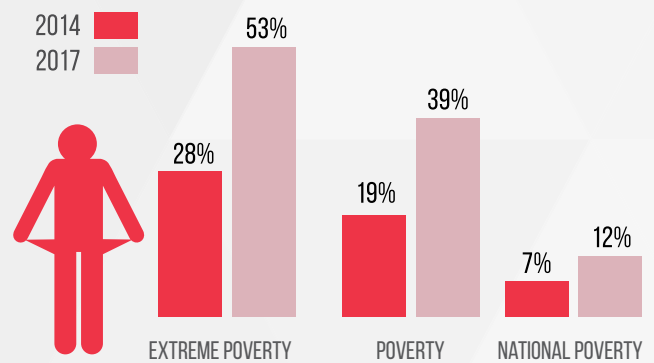
Table 1. **BRAZIL - UNEMPLOYMENT RATE - 2012/17**



Source: IBGE – Continuous Pnad (Domestic Survey)

Even worse is the situation of the population in conditions of poverty and extreme poverty, with enormous difficulties in entering the labor market and still with extremely high rates of unemployment, a situation which exacerbates their condition of vulnerability even further. The Graph below (1) shows the results corresponding to the indicator of the percentage of the population employed but living below the international poverty line of US\$1.90 per day (poor workers).

Graph 1. **RATE OF UNEMPLOYMENT FOR EXTREME POVERTY, POVERTY AND THE NATIONAL AVERAGE - 2014/17**



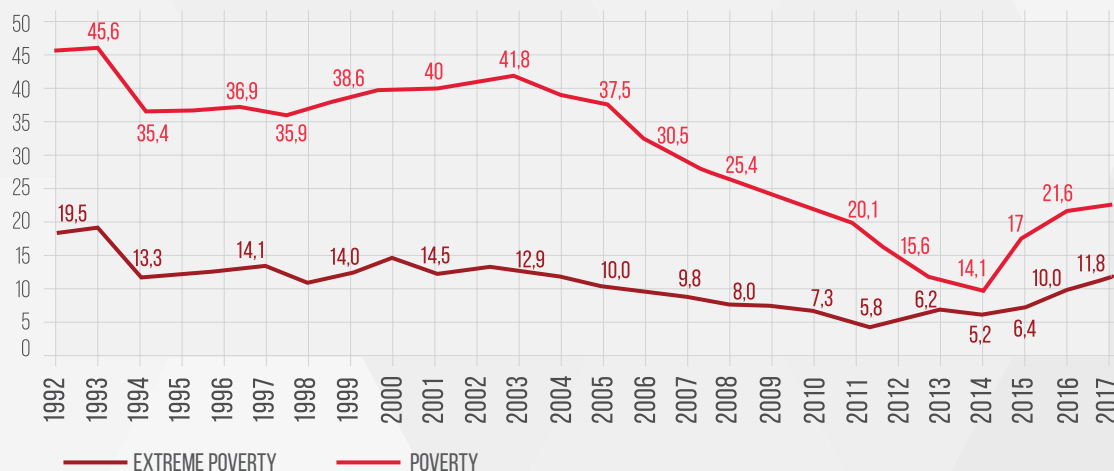
Source: IBGE - Continuous PNAD, 2014 and 2017

The Income categories of the ‘Continuous National Household Sample Survey’ (*Pesquisa Nacional por Amostra de Domicílios – Contínua*’ or *Continuous Pnad*), published by the ‘Brazilian Geography and Statistics Institute’ (*Instituto Brasileiro de Geografia e Estatística* - IBGE), demonstrates the accelerated growth of poverty and extreme poverty over the last two years. The Graph below (2), corresponds to the indicator that refers to the percentage of the population living below the national poverty line.

The data shows that, in relation to extreme poverty, the country is returning to 2005 levels and, in relation to poverty, to those of 2009. In other words, we have experienced a regression that has been much faster than the time it took to move forward. The study also shows that the highest paid 10% of the population receive 43.3% of the overall income, while the lowest paid 10% receive just 0.7%. The richest 1% had an income that was 36.1 times higher than the average income of the lower half of the social pyramid.

3. Target 1.3: Implement nationally appropriate social protection systems and measures for all, including floors, and by 2030 achieve substantial coverage of the poor and the vulnerable. 4. Target 1.4: By 2030, ensure that all men and women, in particular the poor and the vulnerable, have equal rights to economic resources, as well as access to basic services, ownership and control over land and other forms of property, inheritance, natural resources, new technology and financial services, including microfinance. 5. Target 1.5: By 2030, build the resilience of the poor and those in vulnerable situations and reduce their exposure and vulnerability to climate-related extreme events and other economic, social and environmental shocks and disasters.

Graph 2. **BRAZIL - POVERTY AND EXTREME POVERTY (MILLIONS) - 1992/2017**



Source: IBGE-Continuous PNAD (since 2012); IBGE/PNAD (1992 to 2012)

It is important to note that poverty is also accentuated by the economic model, anchored in - beyond primary monocultures - mineral extraction, that is receiving incentives to grow rapidly and without organization in certain regions, leading to serious socioeconomic impacts, with a sharp increase in inequality and economic growth that concentrates wealth. The population growth in these areas, resulting from migration, is accompanied by the need for basic services, by widespread real-estate speculation, by illegal land occupa-

tion, by increase in sexual exploitation (above all of adolescents) and violence, with all this being followed by a decline in traditional social-economic activities. This shift feeds the dependence to the continuation of the extractive activities, leading to disorganization in the economy and local cultures. This is a typical situation in regions that experience the consequences of a commodities⁶ boom, suggesting that the activity contributes to increasing poverty and inequalities in the micro-territories in which it has been implemented.

RECOMMENDATIONS

So that no one is left behind, and in order to restart progressive tax policies for income redistribution, with assistance to the poor, we recommend coordinated and interdependent actions, such as:

1. Call for a referendum to revoke the constitutional amendments and items of legislation that are contrary to popular interests (EC-95; Law 13.467 - the 'Labor Law'; and Law 13.429 - the 'Outsourcing Law').
2. Reconstruct policies designed to address poverty and inequalities in rural areas, with the representative social participation of family farmers, rural dwellers, agricultural reform settlements, indigenous populations, those benefiting from extractive activities, quilombola communities, traditional populations, women and young people, with the institutional re-activation and the budget support necessary for the

joint set of programs and corresponding actions.

3. Design a policy that ensures the social and economic insertion of young people living in rural areas, as well as access to land, contextualized education and channels of commercialization.

Ensure budget increase to enable technical and financial support, depending upon the specific regional and land requirements throughout the country, for food producers.

4. Reform tax legislation, introducing progressive tax mechanisms.
5. Pressure on with the recovery of the real value of the minimum wage.
6. Address poverty from a multi-dimensional perspective, including different social determinants that reinforce the conditions of its existence, such as race, ethnic background and gender, in the policies and programs designed to fight it.

6. Assets used on an industrial scale - priced according to a global securities stock exchange.



SDG 2: END HUNGER

END HUNGER, ACHIEVE FOOD SECURITY AND IMPROVED NUTRITION AND PROMOTE SUSTAINABLE AGRICULTURE

In 2017, our Spotlight Report⁷ confirmed that the advances made against hunger were only made possible via a combination of development processes with social inclusion, and the successful implementation of public policies of food and nutritional safety, a strategy that came to a halt in 2015, and started to reverse in 2016. We warned that Brazil would once again find itself on the UN's Hunger Map, where it had found its way out of in 2014. The data necessary to confirm this warning will be made available in 2019⁸, but concerns are growing due to the trends identified in 2017.

Vulnerability to hunger is directly related to the condition of extreme poverty, and, as assessed in **SDG 1** of this report, this condition is worsened with the loss of social rights and the increasing absence of the State in guarantee-

ing social protection to those groups in more vulnerable situations. Since 2016, there have been sharper budget cuts to programs designed to provide food safety, support for family and peasant farming, and regulation of indigenous and *quilombola* lands. With the national economic crisis, a number of state and municipal programs have been suspended, complicating the lack of protection provided for the poorer members of society that much more. Food distribution programs, that had already been reduced, are being terminated, at the same time as a wide range of facilities, such as budget-restaurants, have been closed down as a result of the crisis. We should also note the accelerated growth in the number of refugees in the country's border regions (see **SDG 10**), since these individuals have come

7. Available in: <http://www.gtagenda2030.org.br/2017/10/24/relatorios-luz-sintese-e-completo> 8. The study that uses the Brazilian Food Insecurity Scale (EBIA) will be carried out the second semester of 2018, together with the Family Budget Study (POF). Its results will be published in 2019.

to form a new group that is in great vulnerability to hunger.

A set of actions created and reinforced over the last fifteen years, and that have been decisive in addressing the lack of food and nutritional security, such as the Food Acquisition Program (*Programa de Aquisição de Alimentos*⁹ - PAA) and the *Política Nacional de Assistência Técnica* ('National Policy for Technical Assistance') (PNATER), have been cut in the current dismantling of policies for family and peasant farming, demonstrating that Brazil is moving against **Target 2.1**⁹.

In 2012, for example, the PAA financed R\$ 800 million that assisted 180,000 farmers. In 2016, the total number of beneficiaries was reduced to 75,000 and, in 2017, a new distribution budget saw drastic cuts, lowering the number of farmers benefiting from the program to 25,000. In 2018, the perspective is close to termination, with a budget of R\$ 750,000. The budget for PNATER, meanwhile, a program that is particularly important for the family farmer, since it encourages sustainable development and the production of agro-ecological base, and that is the gateway for these farmers to be able to access other public policies, was cut by 85% in relation to 2017, in the 2018 budget that had already been significantly reduced. These losses will have extremely negative effects for family farming and food and nutritional safety in Brazil.

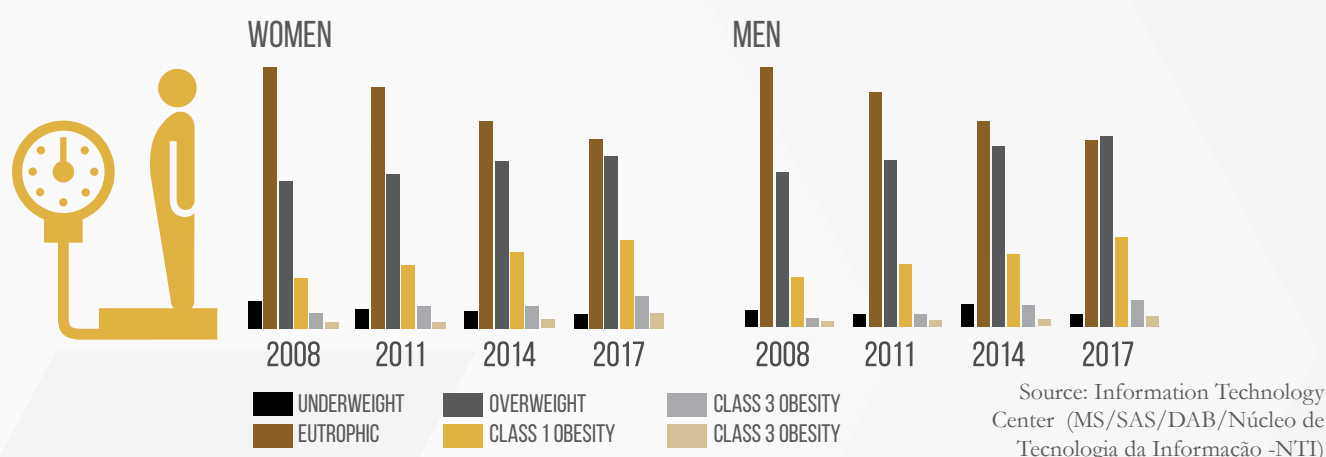
Brazil's ability to achieve **Target 2.3**¹⁰ faces a number of obstacles, among them is the direct attack on the indigenous populations and traditional communities in Brazil for whom, despite the advances made up until 2015, food and nutritional safety has never been a factor. The right to land is the most

crucial issue for these people: the legal cases concerning the establishment and entitlement to indigenous lands and *quilombola* territories remain stalled, whilst there is an increase in the number of judicial repossession orders relating to land disputes, resulting in an increase in the level and severity of violence in the regions. In addition to this, there has been a noted weakening of the influence from *Fundação Nacional do Índio* ('National Indian Foundation' - Funai) and *Secretaria Especial de Políticas de Promoção da Igualdade Racial* ('Special Department of Policies for the Promotion of Racial Equality' - SEPPPIR), as well as a significant reduction (and even extinction) of budget headings of programs specifically designed for these peoples. The *Bolsa Verde* ('Green Grant') Program¹¹, for example, which is of such importance to small extractive workers in the Amazon region, had its 2018 budget resources cut entirely and was thus closed down.

This reality of challenges and violence pushes the indigenous peoples, the traditional populations and communities into a condition of greater vulnerability to hunger in Brazil today.

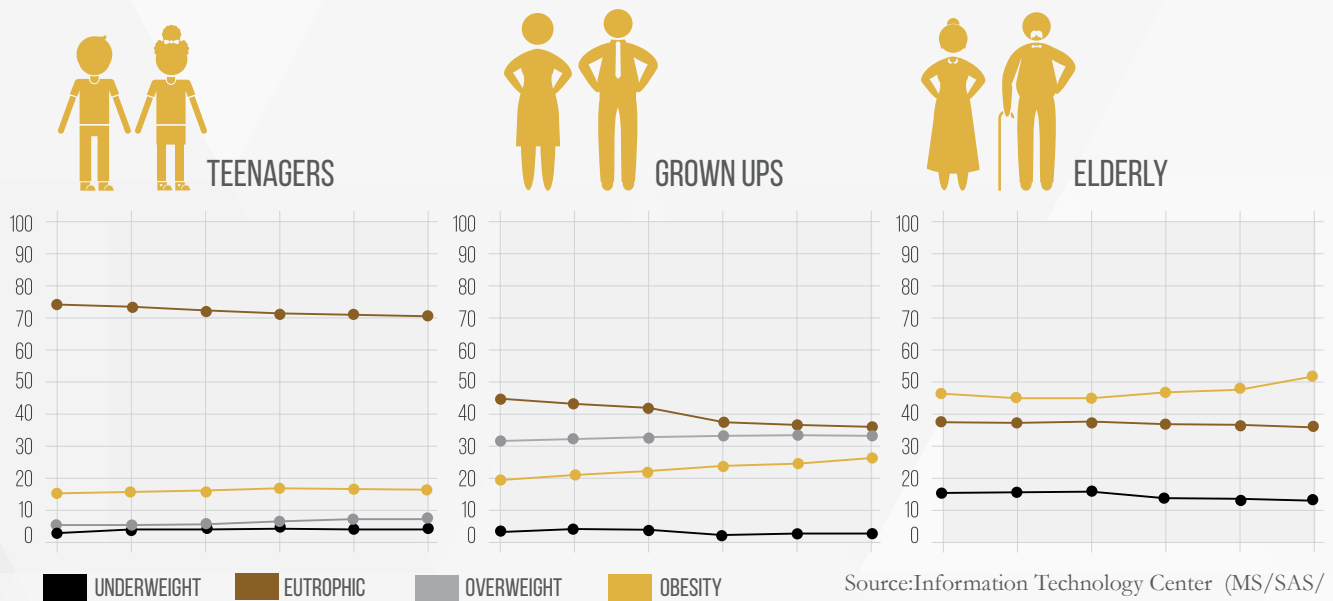
Achieving **Target 2.2**¹² also requires added effort: malnutrition and low weight are ongoing challenge in Brazil. In 2015, 326 thousand children under the age of five were below the recommended height for their age (7.1% of the total in this age group), whilst another 249 thousand (5.4%) were classified as being very short for their age. In 2016, the absolute figures rose to 327 thousand children (6.9%), whilst 270 thousand children were very short for their age (5.7%). There was

Graph 3. **BRAZIL - NUTRITION SITUATION - ADULTS — CORPOREAL MASS INDEX IN %**



9. Target 2.1: By 2030, end hunger and ensure access by all people, in particular the poor and people in vulnerable situations, including infants, to safe, nutritious and sufficient food all year round. 10. Target 2.3: By 2030, double the agricultural productivity and incomes of small-scale food producers, in particular women, indigenous peoples, family farmers, herders and fishermen, including through secure and equal access to land, other productive resources and inputs, knowledge, financial services, markets and opportunities for value addition and non-farm employment. 11. <http://www.mma.gov.br/desenvolvimento-rural/bolsa-verde> 12. Target 2.2: By 2030, eradicate all forms of malnutrition, including achieving, by 2025, the internationally agreed targets on stunting and wasting in children under 5 years of age, and address the nutritional needs of adolescent girls, pregnant and lactating women and older persons

Table 2. **BRASIL. NUTRITIONAL SITUATION OF INDIVIDUALS MONITORED BY PERIOD, AGE GROUP AND INDEX - CMI X AGE**



Source: Information Technology Center (MS/SAS/DAB/Núcleo de Tecnologia da Informação -NTI)

also a rise in the levels of serious malnutrition. In 2015, 132 thousand (2.9%) children below five years of age were underweight for their age, and 51 thousand (1.1%) were extremely underweight for their age. In 2016, these figures were 139,764 (3.0%) and 59,116 (1.3%) respectively.

According to the Ministry of Health, the growing trends in overweight and obesity are confirmed each year, with a rise in figures that has been slow but continuous over the last ten years (Table 1). At the same time, low weight has followed a contrary route over the last ten years, which could be attributed to greater access to food, fostered by policies implemented since 2003. Contrary to what actually needs to be done, strategic programs in the field of health care have been weakened. One such program has been ‘Health Care in Schools Program’ – PSE (*Programa Saúde na Escola*) and others have focused on the supplementation of Vitamin A and Iron in diets. On the other hand, a biological bias continues to exist in the approach to food and nutrition initiatives, with other dimensions such as those relating to production, supply and the environment not being taken into consideration.

Eating well in Brazil is expensive, which is a very real problem. Food consumes more than half of the lower quintile domestic budget, and there is no effective policy providing exemptions from tax on basic foodstuffs. The majority of the population, before reducing the amount of

food they eat, opt for high-calorie foods that have fewer nutrients because these are the cheaper options.

Water is a common and crucial factor in food and nutritional safety. Its sources cannot be the object of the current national privatization plan, that includes the sale of state water and sanitation companies. In the semi-arid Northeast region, the budget of Cisterns Program (*Programa de Cisternas*), despite the program receiving international awards, was cut, and the funds provided by the Federal Government in 2017 corresponded to just 8.1% of the sum received in 2014, demonstrating the crumbling of an effective public policy managed by civil society organizations. A threat that is of no less importance is the pollution of hydro-resources and their contamination with pesticides and industrial waste, within a context of worsening socio-environmental conditions that subject the country to greater difficulties.

This reality is an obstacle to reaching **Target 2.4**¹³ and, along the same lines, is of enormous concern to the movement due to the “easing of environmental laws” in the National Congress so that a substitute for Bill 3.729/2004, supported by agribusiness and those congressmen who defend the perspective of the large landowners (ruralists), significantly changes the licensing regulations for agricultural activities, creating a “self-regulation” category and leaving the states and municipalities to define the environmental

13. Target 2.4: By 2030, ensure sustainable food production systems and implement resilient agricultural practices that increase productivity and production; help maintain ecosystems; strengthen capacity for adaptation to climate change, extreme weather, drought, flooding and other disasters; and progressively improve land and soil quality.

licensing regulations. Another serious attack on healthy eating is Bill 3.200/2015 that aims to replace the current pesticides law and have them referred to as “phytosanitary defensives”, submitting all Ibama and Anvisa regulatory

activities to technical reviews by National Phytosanitary Technical Commission (‘*Comissão Técnica Nacional de Fitossanitários*’ / CTNFito). The bill also authorizes the free use of generic pesticides.

RECOMMENDATIONS:

1. Map and identify populations in seriously and moderately unsafe food and nutrition situations located in indigenous and *quilombola* lands, prioritizing these people for demarcation and ownership of the lands.
2. Adopt the 2016-2019 National Food and Nutritional Safety Plan as a benchmark for policy in the sector.
3. Reestablish the Ministry of Agricultural Development (MDA) and ensure a suitable institutional framework for the set of policies and programs that were previously under its responsibility.
4. Return the current structure of National Rural Sustainable Development Council (‘*Conselho Nacional de Desenvolvimento Rural Sustentável e Solidário*’ – Condraf) to being a participative space for social movements in rural areas and those working with waters and forests.
5. Reconfigure ‘National Supply Company’ (*Companhia Nacional de Abastecimento* – Conab) to assume the institutional role of guaranteeing food supplies in the country.
6. Strengthen National Agency for Technical Assistance and Rural Extension (*Agência Nacional de Assistência Técnica e Extensão Rural* – Anater) and regulate the work of its National Advisory Council, guaranteeing meaningful participation by CSOs of family and peasant farmers.
7. Reinstate Special Department for Fishing and Agriculture (‘*Secretaria Especial de Pesca e Aquicultura*’).
8. Revitalize ‘National Indigenous Foundation’ (‘*Fundação Nacional do Índio*’ – FUNAI) and its decentralized branches so that it can once again

resume its role as the institution responsible for the management of indigenous policies, with work on family farming programs and public procurement for indigenous peoples.

9. Update the productivity indexes necessary for investigation of the fulfillment of the social role of the property and administrative regulation of re-appropriation due to non-compliance with the social function within the dimensions of work, environment and social wellbeing.

10. Resume the active search for and mapping of those groups most at risk and in situations of serious food security, incorporating them into the Single Registry and guaranteeing them immediate access to the programs.

11. Liberate the budget of the Family Farming Food from Family Farming Acquisition Program (‘Programa de Aquisição de Alimentos da Agricultura Familiar’) and expand public procurement from family farming up to the target of R\$ 2.5 billion yearly.

12. Prioritize the budget and institutional configuration of ‘National Agro-ecology and Organic Production Policy (‘*Política Nacional de Agroecologia e Produção Orgânica*’ (PNAPO), thus driving programs and actions that will lead to agroecological transition, organic production, and build an agroecological base for agriculture.

13. Approve and implement Bill of Law 6.670/2016 focused on National Reduction of Pesticides Policy (‘*Política Nacional de Redução de Agrotóxicos*’ – Pnara) and reject Bill 3.200/2015, that replaces the pesticides law in effect.

14. Redraft the budget of ‘Water for All’ (‘*Água para Todos*’) Program, with a focus on the continuation of the ‘One World and Two Waters (P1+2)’ Program.



SDG 3: HEALTH AND WELL-BEING

ENSURE HEALTHY LIVES AND PROMOTE WELL-BEING FOR ALL AT ALL AGES

Life expectancy in Brazil has been increasing since the 1940s, a result of mass vaccination campaigns, attention to prenatal healthcare, encouragement of breastfeeding, community healthcare, and infant nutrition agents programs, all of that associated with improvement in economic and social indicators, such as the increased number of years in school, basic sanitation, and the tackling of poverty. However, various ongoing public deliberations threaten these advances and indicate setbacks. The Brazilian public's access to health care will be severely affected, for example, by the Constitutional Amendment 95 which, if not revoked, will prevent the achievement of the commitments from the 2030 Agenda.

There has been improvement in **maternal mortality statistics**¹⁴ (Targets 3.1¹⁵, 3.2¹⁶ and 3.7¹⁷): in 2017, 57.560 deaths were registered, against 63.590 in 2015; though these rates are still extremely high. Despite the poorer regions continue to bear the worst rates, due to their socioeconomic conditions and the race/color of its population, infant mortality fell 3.7% between 2015 (of every 1,000 live births, 16.1 did not reach 5 years of age) and 2016 (15.5 deaths/1K live births). In 2017, 22,349 deaths were recorded, around 7.8% of these being neonatal, and 1.5% occurring in the indigenous population. In 2015, 18.1% of the mothers were under nineteen years old and at least one in five births were delivered by teenage mothers. Of these teenagers, three out

14. Sources: Mortality Panel of the Ministry of Health, updated in 2018. Its source is the Mortality Information System (SIM); The Child and the Adolescent in the SDGs: the zero mark of the main Brazilian indicators (SDGs 1, 2, 3 and 5). Fundação ABRINQ: São Paulo, 2017; ftp://ftp.ibge.gov.br/Tabuas_Completas_de_Mortalidade/Tabuas_Completas_de_Mortalidade_2016/tabua_de_mortalidade_2016_analise.pdf; Epidemiological Bulletin on HIV / AIDS, 1/12/17

15. Target 3.1: By 2030, reduce the global maternal mortality ratio to less than 70 per 100,000 live births. 16. Target 3.2: By 2030, end preventable deaths of newborns and children under 5 years of age, with all countries aiming to reduce neonatal mortality to at least as low as 12 per 1,000 and under-5 mortality to at least as low as 25 per 1,000. 17. Target 3.7: By 2030, ensure universal access to sexual and reproductive health-care services, including for family planning, information and education, and the integration of reproductive health into national strategies and programmes.

of five did not work or study; seven out of ten were black, and around half lived in the Northeast.

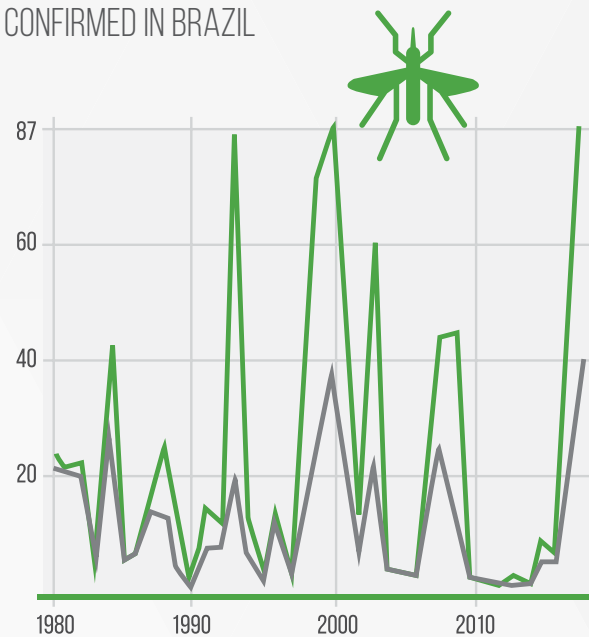
In relation to **infectious diseases (Target 3.3)**¹⁸, between 1980 and 2017¹⁹, Brazil recorded 882,810 cases of AIDS. Despite having access to antiretroviral therapies (even with all distribution and access problems,) and despite a drop in mortality rate (that fell from 5.9 to 5.2 deaths per 100,000 during the period,) the situation is still worrisome. There are coefficients above average in many Brazilian states and, between 2006 and 2016, the incidence almost tripled among men aged 15 to 19 (from 2.4 to 6.7 cases per 100,000,) and jumped from 16 to 33.9 per 100,000 in the 20 to 24 age group. There was also an increase among women aged between 15 and 19 (from 3.6 cases to 4.1 per 100,000); and the cases of pregnant women with HIV moved from 2.1 to 2.6 per 1,000 women during the same period. In 2016, the prevalence of HIV among men having sex with men was 19.8% among those over 25 years of age, and 9.4% in the 18 to 24 age group; among conscripted soldiers the rate was 0.12%. The transvestite and trans-women population showed a prevalence of 30% in 2017²⁰, while vertical transmission was responsible for 20.5% of HIV cases among children under 5 years old, data that shows that there is a serious crisis in Brazil's response to HIV, whereas previously the country's response had been considered a benchmark for the world.

In 2017, Brazil recorded 69,500 new cases of tuberculosis (TB) of which 13,347 were individuals who had returned to the system after having abandoned treatment or who had suffered some form of unsuccessful treatment. Brazil is responsible for 33% of all those living with TB in the Americas, having 33.5 cases of TB per 100,000 inhabitants, a rate that is far above the World Health Organization's average (10 cases/100,000). According to the Ministry of Health, the prison population is responsible for 10% of all new cases. In 2016, there was 4,426 deaths from TB, and the proportion of TB-HIV co-infection was 9.4% – 6.5% of the 69,000 new cases of TB tested positive for HIV. However, there was an annual average reduction of 2% in deaths between 2007 and 2016.

In relation to **neglected tropical diseases**, after drops in rates for seven successive years, **malaria has started to rise again**: from around 143,000 cases in 2015

to 194,000 in 2017. The endemic area of the disease is on the Amazon region, affecting historically more vulnerable populations. The number of cases and deaths due to Yellow Fever has also grown considerably: 464 cases and 154 deaths between July 2017 and February 2018, causing a great sense of insecurity and carelessness. In relation to infections from the same mosquito that carries the dengue virus – chikungunya and zika, – after a serious crisis in 2016, there was a significant drop in the number of recorded cases in 2017, as is shown in graph 5. We should stress, however, that the government response to zika remains focused predominantly on combating the *Aedes aegypti* mosquito, without highlighting that the common mosquito (*Culex*) can also transmit the virus and that the virus can also be sexually transmitted. Civil society has also highlighted the role of social and economic health factors (such as basic san-

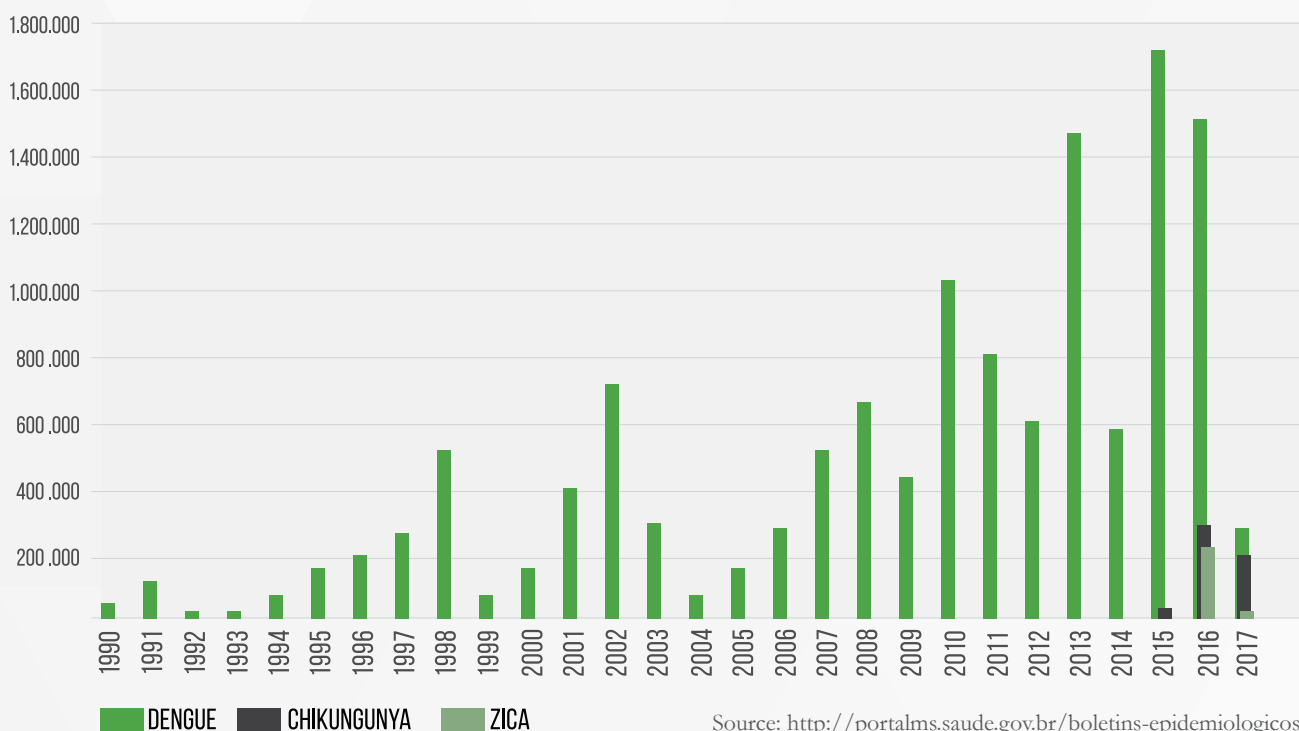
Graph 4. **BIGGEST OUTBREAK IN RECORDED HISTORY**
EVOLUTION OF CASES OF YELLOW FEVER
CONFIRMED IN BRAZIL



Source: Ministry of Health. Updated on January 27, 2017.
* The number of cases includes the number of deaths

18. Target 3.3: By 2030, end the epidemics of AIDS, tuberculosis, malaria and neglected tropical diseases and combat hepatitis, water-borne diseases and other communicable diseases. 19. Sources: <http://portalarquivos2.saude.gov.br/images/pdf/2017/marco/23/2017-V-48-N-8-Indicadores-priorit-rios-para-o-monitoramento-do-Plano-Nacional-pelo-Fim-da-Tuberculose-como-Problema-de-Sa--de-P--blica-no-Brazil.pdf>; <https://noticias.uol.com.br/saude/ultimas-noticias/redacao/2017/11/28/infestacao-do-aedes-aegypti.htm>; <http://portals.saude.gov.br/noticias/agencia-saude/42558-ministerio-da-saude-atualiza-casos-de-febre-amarela-6> 20. <http://portalarquivos2.saude.gov.br/images/pdf/2018/abril/04/Minuta-A-genda-Estrategica-Populacao-Chave.pdf>

Graph 5. **CASES OF DENGUE, CHIKUNGUNYA AND ZIKA IN BRAZIL**



Source: <http://portalms.saude.gov.br/boletins-epidemiologicos>.

itation and social inequality) increasing the conditions that facilitate and allow repeated cycles of epidemics²¹.

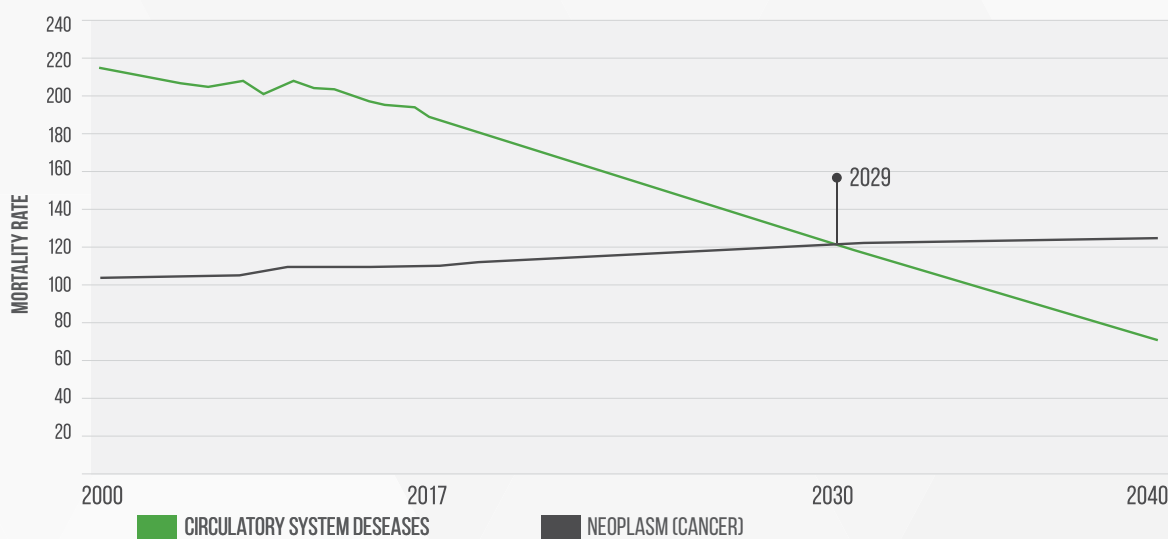
With regard to **environmentally-related illnesses**, as it was mentioned in **SDG 1 and 2**, the population living below the poverty line has increased and the levels access to water, waste, and garbage disposal are still worrisome. More than 4,000 deaths per year could be avoided if Brazilian households changed the use of coal or wood to cook for cleaner alternatives (see the chapter on **SDG 7**). Specifically about **Target 3.9**²², we should highlight that environmental pollution caused more than 11,000 premature deaths in 2017.

The treatment and prevention of **chronic non-communicable diseases** (NCD) continue to challenge the achievement of **Targets 3.4**²³ and **3.a**²⁴, since they are responsible for around 74%²⁵ of all deaths in Brazil. A significant portion of premature deaths are caused by cardiovascular diseases, cancer, diabetes, and chronic respiratory diseases,

which have common risk factors such as smoking, harmful consumption of alcohol, poor nutrition, and lack of physical exercise. Between 2011 and 2016, there was a significant decline in the number of adult smokers (14.8% in 2011 to 10.2% in 2016), but the impact of smoking on public health is still enormous: 156 thousand deaths per year and R\$ 56.9 billion in annual costs to 'Sistema Único de Saúde' – SUS (the national Health System). During the same period, the number of overweight individuals and the rate of obesity grew significantly (48.5% and 15.8% respectively in 2011, and 53.8% and 18.9% in 2016), highlighting the need to adopt policies to contain this increase. The unhealthy consumption of alcohol increased 12.4% during the period while less than 40% of Brazilians practice any sort of physical activity. More than 16 million adults (8.9%) suffer from type 2 diabetes, a disease which the rate of incidence has grown 61.8% in the last ten years. Respiratory diseases caused 22,767 deaths

21. Sources: <http://portalarquivos2.saude.gov.br/images/pdf/2017/marco/23/2017-V-48-N-8-Indicadores-priorit--rios-para-o-monitoramento-do-Plano-Nacional-pelo-Fim-da-Tuberculose-como-Problema-de-Sa-de-P-blica-no-Brasil.pdf>; <https://noticias.uol.com.br/saude/ultimas-noticias/redacao/2017/11/28/infestacao-do-aedes-aegypti.htm>; <http://portalms.saude.gov.br/noticias/agencia-saude/42558-ministerio-da-saude-atualiza-casos-de-febre-amarela-6>; Epidemiological Bulletin, Vol.48 Number 38 - 2017. Secretariat of Health Surveillance - Ministry of Health 22. Target 3.9: By 2030, substantially reduce the number of deaths and illnesses from hazardous chemicals and air, water and soil pollution and contamination. 23. Target 3.4: By 2030, reduce by one third premature mortality from non-communicable diseases through prevention and treatment and promote mental health and well-being 24. Target 3.a: Strengthen the implementation of the World Health Organization Framework Convention on Tobacco Control in all countries, as appropriate. 25. Sources: Vigitel, 2011, 2016; PNAD IBGE, 2015; <https://observatoriodeoncologia.com.br/2029-ano-em-que-o-cancer-sera-a-primeira-cao-de-morte-no-brasil/>

Graph 6. **CANCER VERSUS CIRCULATORY SYSTEM DISEASES**



Source: <https://observatoriodeoncologia.com.br/2029-ano-em-que-o-cancer-sera-a-primeira-caoa-de-morte-no-brasil/>

in 2015 – an increase of 24% in relation to 2006. Cardiovascular diseases (CVD) are the main cause of death among the population, having caused 349,938 deaths in 2016.

Around 596,000 new cases of cancer were recorded in 2016, something to be concerned about considering that deaths due to neoplasia have increased in the country and that it is estimated they can exceed the number of deaths by CVD from 2029 onwards.

In relation to **mental health and the use of substances (target 3.5²⁶)**, Brazil is the world leader in anxiety disorders which, according to the WHO, affect 18.6 million people, or 9.3% of the population. Depression affects 5.8% of Brazilians and the rate of death by suicide has risen: 11,736 cases were recorded in 2015. In relation to **traffic accidents²⁷, Target 3.6²⁸**, the increased number of motorized vehicles is a challenge to reducing the number of accidents, that grew 23% between 2015 and 2017 (42,000 and 52,000 reported accidents, respectively.)

As for the **national health system (Sistema Único de Saúde (SUS)²⁹ and healthcare funding**, as recom-

mended in **Targets 3.8³⁰ and 3.c³¹**, it is worth reflecting on the Brazilian Government's current spending. According to the World Health Organization, only 7.7% of the overall budget is directed to healthcare, a rate that is lower than the global average and one of the lowest in the Americas (ahead only of Barbados, Haiti and Venezuela). This low level of investment prevents SUS from performing its mission to guarantee universal, equal and full health care, a situation that has worsened in 2017 with the drop in the public services and actions of the National Government, due to the new fiscal regime instituted by the Constitutional Amendment 95, as it has already been highlighted in other chapters of this Spotlight Report. Funding for public health care has dropped and there are projections of a significant drop in the national funding of SUS.

The analysis of tax expenditure with private healthcare plans is also concerning since, unlike SUS, they serve only 25% of the population, and had a tax expenditure of R\$ 8 billion in 2015. Despite the fiscal benefits, private health plans and health insurance continue

26. Target 3.5: Strengthen the prevention and treatment of substance abuse, including narcotic drug abuse and harmful use of alcohol Source: WHO, 2017 **28**. By 2020, halve the number of global deaths and injuries from road traffic accidents. **29**. http://www.ipea.gov.br/portal/images/stories/PDFs/nota_tecnica/180326_NT_48_Disoc.pdf e <https://www.cmb.org.br/cmb/index.php/noticias/2347-efeitos-negativos-da-emenda-constitucional-95-2016-sobre-a-execucao--orcamentaria-e-financeira-de-2017-do-ministerio-da-saude>. & <https://noticias.uol.com.br/saude/ultimas-noticias/estado/2018/05/17/orcamento-para-a-saude-no-brasil-e-similar-ao-africano-diz-oms.htm>

30. Target 3.8: Achieve universal health coverage, including financial risk protection, access to quality essential health-care services and access to safe, effective, quality and affordable essential medicines and vaccines for all. **31**. Target 3.C: Substantially increase health financing and the recruitment, development, training and retention of the health workforce in developing countries, especially in least developed countries and small island developing States. **32**. www.bbc.com/portuguese/brasil-42176003

owing millions to the public coffers: in 2018, the Federal Supreme Court ordered Private Health Care Plans to pay R\$ 5.6 billion that had been owed to SUS since 2001 .

Last but not least, the percentage of the budget for Research and Development in Brazil (Target 3.b)³³ has stagnated at around 1% of the GDP³⁴, almost three times less

than China, the US and the European Union budgets. The budget for 2018 is around just 40% of the budget of 2013, after adjustment in line with inflation, which has mobilized the country's scientific community. Resources are scarce and there is no planning under way to alter the situation.

RECOMMENDATIONS

1. Guarantee comprehensive sex education and access to sexual and reproductive rights to all.
2. Fund SUS in order to guarantee its coverage is universal, whole, and equal.
3. Expand and guarantee the public budget (and technical resources) for effective responses to HIV, Sexually Transmitted Diseases, tuberculosis and chronic non-communicable diseases.
4. Guarantee technical and financial resources for the implementation of the 'National Plan to End Tuberculosis (Plano Nacional pelo Fim da Tuberculose).
5. Prevent and control neglected tropical diseases
6. Guarantee public and transparent funding in line with the 'Civil Society Organizations' Regulatory Framework (*Marco Regulatório das Organizações da Sociedade Civil* (MROSC)) so that civil society is actively involved in monitoring public health, strengthening those groups that have historically been left behind, such as those living with HIV, the LGBTI community, sex workers, women, adolescents and young people, and the rural, indigenous, black and quilombola population.
7. The various levels of government should respect the Constitution and fully and effectively comply with the deliberations of the Boards of Health within the three levels of government.
8. Promote the participation of civil society, with special attention to women and feminist movements, and activists working in the field of health-care and sexual and reproductive rights, in response to the zika epidemic.
9. Guarantee at least seven top-quality prenatal consultations, especially to black, quilombola and indigenous women.
10. Guarantee hospital beds for neonatal intensive care and breastfeeding programs until the child reaches six months of age.
11. Increase basic sanitation on a national scale and promote campaigns providing information and measures for the prevention of environmentally-related diseases.
12. Implement the UN Framework Convention on Climate Change (UNFCCC) and WHO's Framework Convention on Tobacco Control (FCTC), and honor the commitment to the UN Decade of Action on Nutrition.
13. Include environmental education and the prevention and promotion of health as priorities in the funding of initiatives and programs for poverty reduction and development.
14. Guarantee innovative mechanisms to fund the 2030 Agenda, such as taxation of unhealthy products (e.g. tobacco, alcoholic drinks, sugar-sweetened beverages, and ultra-processed food products) and impose limits on their advertising and promotion.
15. Promote and monitor the implementation of the 'National Mental Health Care Policy (*Política Nacional de Saúde Mental*) and the Plan for Addressing Serious Diseases (*'Plano de Enfrentamento das Doenças Crônicas'*).
16. Improve traffic routes and safety, and develop effective educational campaigns.

33. Target 3.b: Support the research and development of vaccines and medicines for the communicable and non-communicable diseases (...), provide access to affordable essential medicines and vaccines, in accordance with the Doha Declaration on the TRIPS Agreement and Public Health, (...) to protect public health, (...) provide access to medicines for all. 34. Source: <http://revista-pesquisa.fapesp.br/2017/06/20/o-orcamento-de-ct-e-alem>

SDG 4: QUALITY EDUCATION

ENSURE INCLUSIVE AND EQUITABLE QUALITY EDUCATION AND PROMOTE LIFELONG LEARNING OPPORTUNITIES FOR ALL

In Brazil, 2.5 million³⁵ children and adolescents, between the ages of 4 and 17, do not attend school. According to organizations that defend the human right to education³⁶, few advances have been made in terms of achieving the targets of the National Education Plan (*Plano Nacional de Educação* (PNE)) which is at risk due to the Brazilian Government's recent austerity measures, such as the approval of Constitutional Amendment 95/2016. Investment in education account for around 4.9% of GDP. In 2016, the Fund for Maintenance and Development of Basic Education (*Fundo de Manutenção e Desenvolvimento da Educação Básica* - FUNDEB) invested R\$136.9 billion in basic public education but, to implement the so-called Initial Quality Student Cost (a strategy found in target 20 of the PNE), there is need

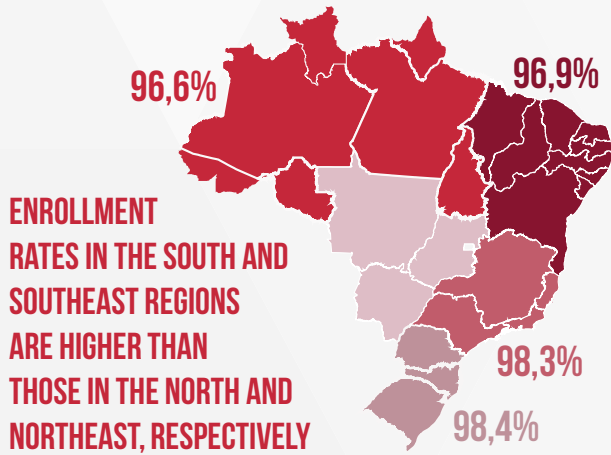
for a further R\$50 billion in its annual budget.

This chapter, besides highlighting regional disparities, also shows how racism is a structural factor for inequalities: the Continuous National Household Sample Survey (*Pesquisa Nacional por Amostra de Domicílios* - PNAD) 2016 shows that the Brazilian literacy rate is 7.2%, but among black and people of colour it is 9.9%, against 4.2% in the white population. A Brazilian child spends an average of 8 years in school, while among the white population this average is 9 years, it drops to 7.1 among black and other racial minorities.

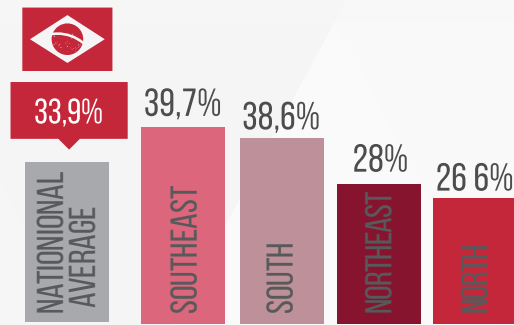
Regarding the universalization of Elementary Education (**Targets 4.1³⁷ and 4.5³⁸**), there is an increase in enrollments that reaches up to 97.7% of students between 6 and 14 years of age.

35. Source: PNAD, 2017 36. Threat to the right to education in Brazil: notes to the UN Universal Periodic Review - National Campaign for the Right to Education, Educational Action, Latin American Campaign for the Right to Education (ANCED). 37. Target 4.1: By 2030, ensure that all girls and boys complete free, equitable and quality primary and secondary education leading to relevant and effective learning outcome.

Diagram 1.



'PROVA BRASIL' (NATIONAL EXAMINATION) RESULTS IN 2015, BY REGION



430 THOUSAND CHILDREN FROM HIGHLY VULNERABLE POPULATION WITH AN INCOME UP TO 1/2 MINIMUM WAGE ARE OUT OF SCHOOL

ACCORDING TO THE NATIONAL HOUSEHOLD SAMPLE SURVEY (2017), THERE ARE **2,5 MILLION** CHILDREN AND ADOLESCENTS AGED BETWEEN 4 AND 17 YEARS OLD – ALMOST 6% OF THEM ALL

IN 2015, ONLY **76%** OF STUDENTS WERE ABLE TO FINISH HIGH SCHOOL BEFORE AT THE AGE OF 16

BRASIL EXAM (PROVA BRASIL) 2015

33,9% OF NINTH-GRADERS ACHIEVED "ADEQUATE" LEVEL IN PORTUGUESE

18,2% OF NINTH-GRADERS ACHIEVED "ADEQUATE" LEVEL IN MATH

Target 4.2³⁹ – Access of children from 0 to 3 years old to nurseries has been growing slowly since 2005. This is the education sub-sector with the highest shortfall in placement (around 2.4 million⁴⁰) and enrollment. According to the PNAD/IBGE 2016, just 30.4% of the demand has been met, with a distinction that, in the South, 38% of the children are in nurseries, in the North only 14.4%. The 2001-2010 National Education Plan (PNE) target for placement was 50%, in 2005, this was postponed to form part of the current PNE.

However, there is no perspective for this PNE to reach the target due to budget cuts, uneven disbursement of government resources, and the estimated impact of Constitutional Amendment 95, that will prevent the construction of new schools, therefore less places built in the sector where it already lags behind. Data from the 2015 School Census shows that 90.5% of children in this age group attend school, but there are still about 430,000 out of school.

Diagram 2.

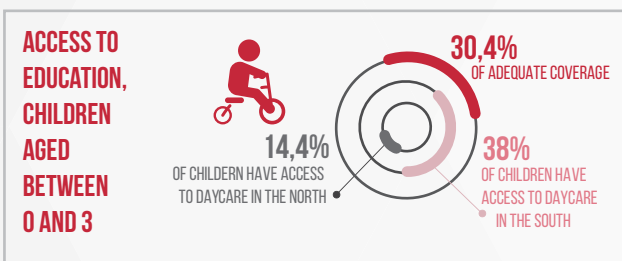
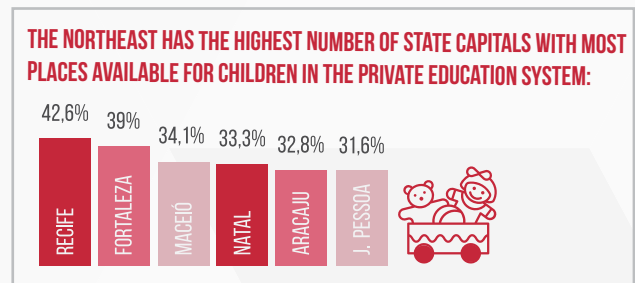


Diagram 3.

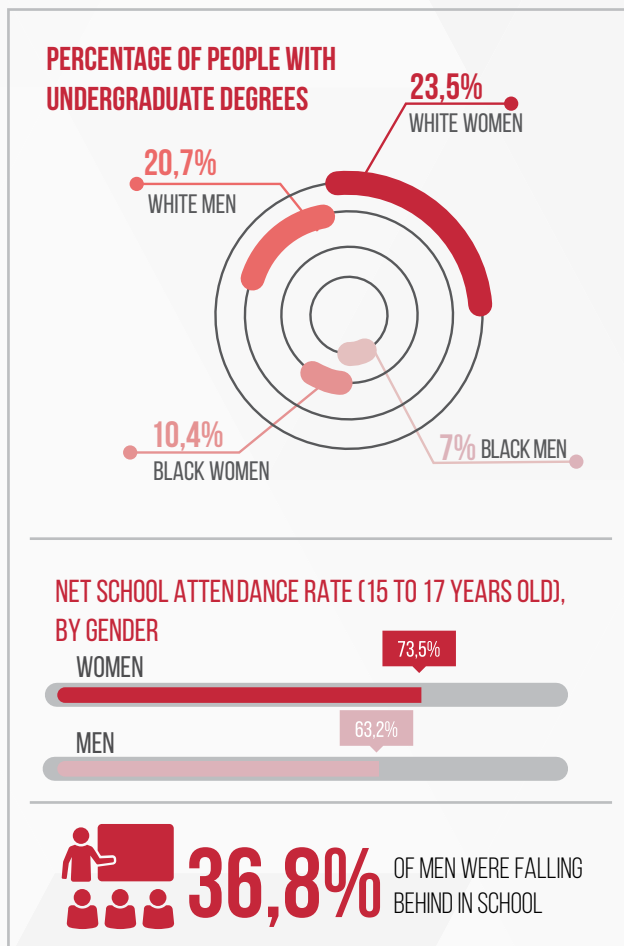


38. Target 4.5: By 2030, eliminate gender disparities in education and ensure equal access to all levels of education and vocational training for the vulnerable, including persons with disabilities, indigenous peoples and children in vulnerable situations. 39. Target 4.2: By 2030, ensure that all girls and boys have access to quality early childhood development, care and pre-primary education so that they are ready for primary education. 40. Source: PNE Observatory.

In terms of infrastructure (**Target 4.a⁴¹**) only 6.9% of schools offering elementary education have the proper conditions to provide educational training in line with Law 13,005/2014. The national average for public schools is 4.8%, while rural schools have the worst infrastructure: only 0.1% of them have sufficient infrastructure. Between the regions, the North (1.0%) and Northeast (2.6%) register the country's worst indexes.

Without additional and sufficient funds for public education, it will be impossible to achieve **target 4.3⁴²** in a manner that is fair and equal. Despite women receiving more education than men, and attending school at the correct learning level for their age groups, the racial perspective shows inequality in terms of access to education and permanence in schools.

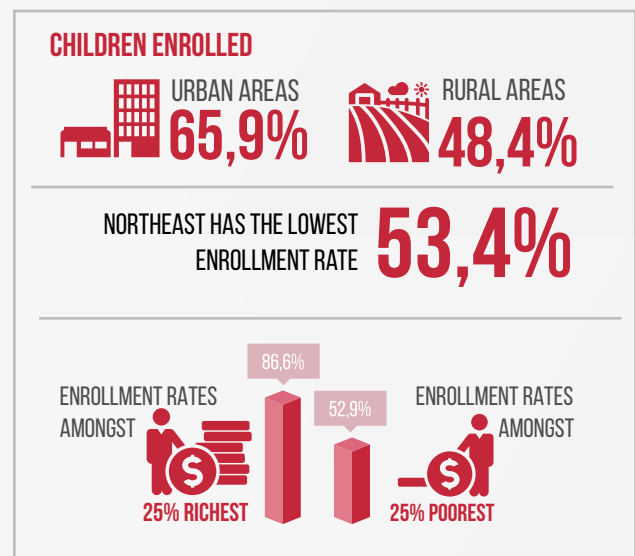
Diagram 4.



There is no data available to monitor the PNE target on inclusion of children and adolescents with disorder or disability, unless it is found by cross-referencing other data. Due to historical neglect, data was not sufficiently produced to create indicators for this target.

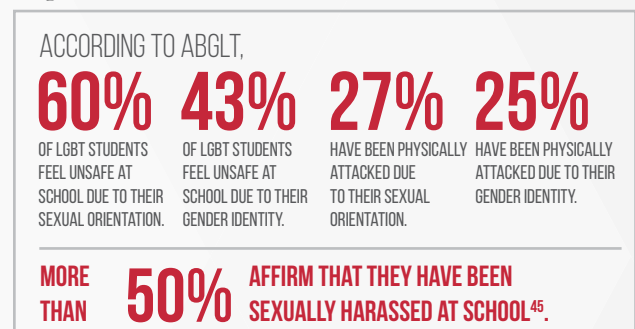
Targets 4.4⁴³ and 4.5⁴⁴ – The historical line over the last fourteen years concerning the proportion of adolescents aged between 15 and 17 who are enrolled in high school, shows an increase of 21.5% in average, with 71% being white and only 56.8% being black.

Diagram 5.



In Brazil, the LGBTI population has had its right to education affected by LGBTI phobias in the education systems, limiting their access and ability to remain in school.

Diagram 6.



41. Target 4.a: Build and upgrade education facilities that are child, disability and gender sensitive and provide safe, non-violent, inclusive and effective learning environments for all. 42. Target 4.3: By 2030, ensure equal access for all women and men to affordable and good quality technical, vocational and tertiary education, including university. 43. Target 4.4: By 2030, substantially increase the number of youth and adults who have relevant skills, including technical and vocational skills, for employment, decent jobs and entrepreneurship. 44. Target 4.5: By 2030, eliminate gender disparities in education and ensure equal access to all levels of educational and vocational training for the vulnerable, including persons with disabilities, indigenous peoples and children in vulnerable situations.

The lack of public policies for the promotion of gender and sexual education is reflected in the pregnancy rate among adolescents – more than 500,000 births per year⁴⁶, – which seriously compromises their academic opportunities: according to IPEA – Institute of Applied Economics, a government planning think-tank, – among girls aged 10 to 17 who do not have children, only 6.1% do not study, but among those who do have children, the proportion is 75.7%⁴⁷. Another effect of the lack of proper sex education is that the increase in HIV new infections among adolescents between 15 and 19 years old more than tripled between

2007 and 2017, as is outlined in the chapter on SDG 3⁴⁸.

Target 4.c⁴⁹ – Article 62 of the Education Directives and Bases Law 9394/96 establishes the college training necessary to teach in elementary education. According to the INEP, in 2014, the proportion of Elementary School teachers without teaching training or a college education was 15.3%. Between 2008 and 2016, this scenario started to reverse. The national proportion of teachers of elementary education holding a college degree in 2016 reached 77.5%, which is still low, particularly when disaggregated by region, the Northeast has the lowest percentage, 64.7%.

RECOMMENDATIONS

1. Revoke the Constitutional Amendment 95/2016 and provide sufficient resources to guarantee the right to qualitatively holistic education, as established in the Federal Constitution and the National Education Plan (PNE); increase the National Government's additional budget to FUNDEB from 10% to 50%.
2. Guarantee the offer of quality public education, of initial and continuing development, and bring recognition and respect for education professionals.
3. Guarantee the right to education to all as a public good, with a socially benchmarked standard of quality, and retain the advance of privatization, which threatens the right to education for all.
4. Discontinue the Reform of Secondary Education and propose a new reform that guarantees students' rights, the unrestricted defense of quality public education for all, and the reduction of educational inequalities.
5. Revoke all laws approved with the purpose of prohibiting education professionals to address gen-

der and sexuality in schools, ensuring and promoting the discussion on gender and sexual diversity based on human rights in school environments, as well as a suitable sexuality education.

6. Implement an intense process of Environmental Education that enters in dialog with society at large, that also clarifies and guides the actions for the 2030 Agenda implementation, guided by the **Treaty of Environmental Education for Sustainable Societies and Global Responsibility**.*

7. Retrieve, strengthen and value participatory methodologies and collectives that were important in the historical struggle of the Brazilian socio-environmental field: the 'DLIS' (Local, Integrated and Sustainable Development) Forums, the 'Territorial Centers for the Millennium Development Targets' (*Núcleos Territoriais para Objetivos de Desenvolvimento do Milênio*), and processes of the Agenda 21 – Local and Educational.*

* Based upon the recommendations of the IX Brazilian Environmental Education Forum (FBCEA 2017).⁵⁰

45. National Research on LGBTQ Students and School Environment (2016), from the Brazilian Lesbian, Gay, Bisexual and Transgender Association: <http://static.congressoemfoco.uol.com.br/2016/08/IAE-Brasil-Web-3-1.pdf>. 46. National Survey of LGBT Students and School Environment 2016, performed by the Brazilian Association of Gays, Lesbians, Bisexuals and Transgenders. <http://static.congressoemfoco.uol.com.br/2016/08/IAE-Brasil-Web-3-1.pdf>. 47. <http://portalms.saude.gov.br/noticias/agencia-saude/28317-gravidez-na-adolescencia-tem-queda-de-17-no-brasil>

48. http://www.ipea.gov.br/desafios/index.php?option=com_content&view=article&id=1091:catid=28&Itemid=23 49. By 2030, substantially increase the supply of qualified teachers, including through international cooperation for teacher training in developing countries, especially least developed countries and small island developing States 50. IX FBCEA: "Dialogues on Knowledge and Action. A re-reading of the 25 years of the Brazilian Environmental Education trajectory" ICEP PUBLISHING, 2017. <http://www.icepsc.com.br/editora/ebook/livro09/livro09.pdf>

UN RECOMMENDATIONS TO THE BRAZILIAN STATE⁵¹⁵²

1. Invest in the improvement of school infrastructure, including the access to water and sanitation, particularly in rural and remote areas, and allocate sufficient human, technical and financial resources, providing quality teacher training to guarantee accessibility and quality in education for indigenous children.
2. Address the reasons for high school dropout rates among children in urban areas, including poverty, domestic violence, child labor and teenage pregnancy, and develop a broad strategy that includes support for pregnant teenagers and adolescent mothers so they do not drop out of school.
3. Increase funding for the education sector in order to strengthen public education and prioritize the implementation of the 'National Education Plan'

('Plano Nacional de Educação - PNE') and, by doing so, ensure that in the event of scarcity of funds the responsibilities to public education institutions should be prioritized.

4. Develop policies focused on early childhood and the 2014-2024 National Education Plan.
5. Intensify efforts to combat discrimination, social exclusion and stigmatization of homeless children and those living on the streets, in poverty and in marginalized urban areas, such as favelas, as well as Afro-Brazilian and indigenous children and girls.
6. Provide continuity to the 'Schools without Homophobia' ('Escolas sem Homofobia') project and enact legislation to prohibit discrimination and the inciting of violence based on sexual orientation and gender identity.
7. Prioritize the elimination of patriarchal attitudes and gender stereotypes through educational and awareness programs.

51. <http://campanha.org.br/direitos-humanos/onu-inclui-recomendacoes-da-campanha-em-relatorio-para-revisao-periodica-universal/>

52. http://tbinternet.ohchr.org/_layouts/treatybodyexternal/Download.aspx?symbolno=CRC%2fC%2fBRA%2fCO%2f2-4&Lang=en



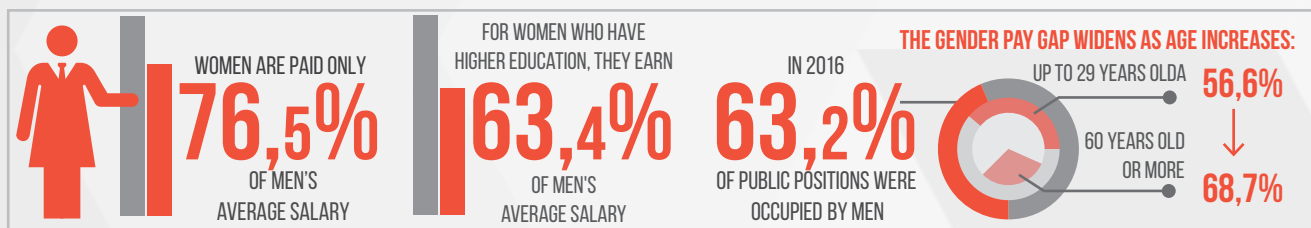
SDG 5: GENDER EQUALITY

ACHIEVE GENDER EQUALITY AND EMPOWER ALL WOMEN AND GIRLS

The closure of the Women's Policies Department (Secretaria de Política para Mulheres), in 2016, and the series of budgetary restrictions by departments dedicated to gender issues show that all public policies in this area are collapsing. The participation of women in Brazilian parliamentary activities, for example, is much lower than in Sub-Saharan African and Arabic countries and does not even reach the 1990 global average - a 30-year delay. According to the 'Projeto Mulheres Inspiradoras' [Inspirational Women Project]⁵³ at present rate, gender equality in the Na-

tional Congress will only be achieved in 2080, which means fifteen legislative terms. The Brazilian National Voluntary Report 2017 hid the seriousness of the situation in which women and girls live in the country⁵⁴, as indicated below.

There has been little advance in **Target 5.1**⁵⁵, which seeks to end discrimination against all women and girls throughout the country. Despite the National Constitution and various regulations prohibiting gender-based discrimination, women receive on average 76.5% of the income received by men, even though they work more and have



53. Ranking of Female Presence in Parliament, 2017. <http://www.marlenecampasmachado.com.br/documentos/pequisa-presenca-feminina--no-parlamento.pdf>. Last accessed on 03-May-2018 54. See: https://sustainabledevelopment.un.org/content/documents/15801Brazil_Portuguese.pdf 55. End all forms of discrimination against all women and girls everywhere

higher level of education.

Even so, as already mentioned, the Federal Government has been promoting reforms in areas, such as Labor and Social Security, that will further increase gender inequality⁵⁶.

In relation to the elimination of all forms of violence (**Target 5.2**⁵⁷) the data screams out the severity of the situation. The *Política Para as Mulheres: Promoção da Autonomia e Enfrentamento à Violência* [‘Policy for Women: Promotion of Autonomy and Facing up to Violence’] has suffered a 32.5%⁵⁸ budget cut – from R\$87.5 million, in 2016, to R\$59.1 million, in 2017 – while the number of calls to the *Central de Atendimento à Mulher* [‘Women’s Call Center 180’] reached 140,350⁵⁹. In relation to 2015, the accusations of forced private confinement increased 54% (around 16.7 reports/day⁶⁰); rape complaints, 121% (an average of 16.51 reports/day); sexual exploitation complaints, 69.40%; and sexual abuse complaints, 67.58%.

In 2017, the *Ouvidoria Nacional de Direitos Humanos do Ministério dos Direitos Humanos* [‘Ministry of Human Rights’ National Human Rights Ombudsman’]⁶¹ registered 3,329 calls relating violence to its Women’s Call Center. From all the victims who called the Human Rights Hotline (‘Disque 100’), people of female gender represented 48% of children and adolescents; 64% of elderly (64%); 51% of disabled (51%); 58% of LGBT people (58%)⁶²; 44%

Diagram 8.



Diagram 9.



of black or from traditional communities people (44%); 28% of homeless; and 7% of prisoners. Therefore, it is worrying that the Women’s Call Center had suffered cuts in 2017 and wasn’t even included as a budget line for 2018, as shown by a study published by INESC, Oxfam and CESR.

Between 2005 and 2015, murders of black women increased 22%.⁶⁶ Despite domestic violence being more frequent, a study conducted by ActionAid (2016) shows that 87% of interviewed women confirmed they had suffered sexual assault in public⁶⁷. These statistics could be higher, with underreporting possibly being the result of lack of awareness about the denunciation system, fear, or even the failure to understand that a certain act was, in fact, violent.

Brazil is in fourth place in the absolute number of underage marriages (the elimination of this practice is part of **target 5.3**⁶⁸) laying behind only India, Bangladesh and Nigeria.

In 2016, 137,973 underage marriages were performed involving girls and boys up to the age of nineteen; 28,379 involving boys and 109,594 involving girls figures that could be higher due to underreporting, mainly of unions without a civil or religious ceremony. This type of union is the most common, and is noticeable for the cohabitation of the couple together with members of one of the families. This type of marriage is commonly found in rural areas and in families

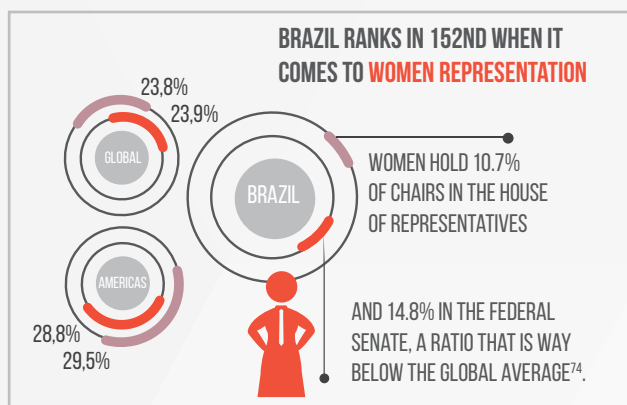
56. See: <https://www.dieese.org.br/notatecnica/2017/notaTec171MulherPrevidencia.pdf> 57. Target 5.2: Eliminate all forms of violence against all women and girls in the public and private spheres, including trafficking and sexual and other types of exploitation 58. See: <https://www12.senado.leg.br/hpsenado> and <http://www.contasabertas.com.br/> 59. 50.70%, physical violence; 31.80%, psychological; 6.01%, moral; 1.86%, material; 5.05%, sexual; 4.35% private prison; and 0.23%, human trafficking. 60. See: http://d3vb7h9zygb7zj.cloudfront.net/wp-content/uploads/2017/03/balan%C3%A7o-A-nual-180_2016-1.pdf 61. See: <http://www.mdh.gov.br/disque100/RELATRIOBALANODIGITAL.pdf> 62. In the case of the LGBT community, this percentage refers to those people whose sexual biology is female, since gender identity cannot be reduced to “male” and “female”. 63. See: <https://nacoesunidas.org/onu-feminicidio-brasil-quinto-maior-mundo-diretrizes-nacionais-buscamos-solucao/> 64. See: <http://www.forumseguranca.org.br/publicacoes/10o-anuario-brasileiro-de-seguranca-publica/>, Ipea, based on 2011 data from the Ministry of Health Information System on Grievance Notification and <http://www.semanaon.com.br/conteudo/7655/governo-federal-corta-quase-um-terco-da-verba-de-politicas-para-mulheres>. 65. See: <http://www1.folha.uol.com.br/cotidiano/2017/03/1864564-uma-em-tres-brasileiras-diz-ter-sido-vitima-de-violencia-no-ultimo-ano.shtml> 66. See: <http://www.ipea.gov.br/atlasviolencia/download/2/2017> 67. See: <http://www.ipea.gov.br/atlasviolencia/download/2/2017> 68. Target 5.3 Eliminate all harmful practices, such as child, early and forced marriage and female genital mutilation

that are at socioeconomic risk – and this conditions fed by increased poverty; lack of work opportunities for young people; unplanned pregnancy; sexual violence; inadequate legal framework; and gaps in public policies.

In relation to **Target 5.4**⁶⁹, adding the number of remunerated hours worked to those spent on caring for family and housework, women continue to work, on average, 54.4 hours per week, while men work on average 51.4 hours. According to PNAD⁷⁰, in 2016, Brazilian women dedicated almost 73% more time than men to caring for people and/or domestic chores (18.1 against 10.5,) with higher disparities in the Northeast, where women spend 19 hours/week on these activities, 80% more than men. Black and colored women are recorded as spending 18.6 hours per week on these activities.

The number of women in part-time work (up to 30 hours per week) is double that of men (28.2% versus 14.1%), but this rate jumps to 35% in the North and Northeast regions. In 2016, 31.3% of black or colored women had a part-time work, against 25% of white women.

Diagram 10.



Regarding the leadership positions held by women in the political sphere (**target 5.5**⁷¹) Brazil lies in 161st position in a ranking of 186 countries concerning Female Presence in the Executive Power⁷². In 2017, its representation was even lower: between 2005 and 2016⁷³, women occupied 27% of ministry positions, against 3.5% in 2017.

Without universal access to sexual and reproductive healthcare or to reproductive rights, as outlined in **target 5.6**⁷⁵, Brazilian women continue facing high rates of unplanned pregnancies and death as a result of complications during pregnancy, birth and neonatal periods, while the incidence of infection from sexually transmitted diseases (see SDG 3 in this publication) among women keeps rising. IBGE states that 7 out of every 10 mothers aged between 15 and 19 are black⁷⁶. In 2016, from 2,854,380 births registered, 500,630 were of mothers aged under 19, out of which 16.7% carried the HIV virus, a rate which had stayed almost exactly the same as that from the previous year (2015.)

Access to ownership and control of land (**target 5.a**⁷⁷) continue to be the reason for hard and violent disputes. The demographic decrease of rural population in the countryside and the female rural population depletion continues to occur, moreover as a result of gender inequalities in the private and public spaces of the family.⁷⁸ The dependence and economic fragility of these women and the various types of gender-based violence they suffer are challenges that Brazil has not been addressing. According to Oxfam, only about 12% of land and little more than 5% of rural lands⁷⁹, belong to women in Brazil. Furthermore, women still do not access the majority of financial instruments.

“Expand the use of enabling technologies, in particular information and communication technologies, to promote women’s empowerment” (**target 5.b**⁸⁰) will be difficult within a context where the number of professional women

69. Target 5.4: Recognize and value unpaid care and domestic work through the provision of public services, infrastructure and social protection policies and the promotion of shared responsibility within the household and the family as nationally appropriate. 70. Gender statistics: social indicators of Brazilian women. Retrieved 03-May-2018 from: <https://biblioteca.ibge.gov.br/index.php/biblioteca-catalogo?view=detalhes&id=2101551>. 71. Target 5.5: Ensure women’s full and effective participation and equal opportunities for leadership at all levels of decision-making in political, economic and public life. 72. Ranking of Women’s Presence in the Executive Power - Inspirational Women Project (PMI), 2018. Retrieved 30-April-2018 from: <http://urlmaster.com.br/ctratk/marlene-campos-machado/Ranking-de-Presen%C3%A7a-Feminina-no-Poder-Executivo-2018.pdf>. 73. See: <http://www1.folha.uol.com.br/mercado/2017/09/1917143-temer-reduz-mulheres-no-alto-escala-do-governo-ao-nivel-de-15-anos-atras.shtml>. 74. Inter-Parliamentary Union, Women in National Parliaments (updated until 01-Apr-2018). Retrieved 03-May-2018 from: <http://www.ipu.org/wmn-e/classif.htm>. 75. Target 5.6: Ensure universal access to sexual and reproductive health and reproductive rights as agreed in accordance with the Programme of Action of the International Conference on Population and Development and the Beijing Platform for Action and the outcome documents of their review conferences. 76. See: <http://brasil.estadao.com.br/noticias/geral,onu-lanca-campanha-no-brasil-para-cons-cientizar-mulheres-sobre-direitos-sexuais-e-reprodutivos,70002284799>. 77. Target 5.a: Undertake reforms to give women equal rights to economic resources, as well as access to ownership and control over land and other forms of property, financial services, inheritance and natural resources, in accordance with national laws. 78. Staduto, J. A. R., Alves Nascimento, C. and Souza, M. (2017). Occupation and Income of Women and Men in Rural Areas in Northeast Brazil: an analysis for the first decade of the 21st century. *Mundo Agrário*, 18(38), e056. Retrieved 04-May-2018 from: <https://doi.org/10.24215/15155994e056>. 79. Retrieved 5-Aug-2018 from: https://www.oxfam.org.br/sites/default/files/arquivos/relatorio-terrenos_desigualdade-brasil.pdf. 80. Enhance the use of enabling technology, in particular information and communications technology, to promote the empowerment of women

in the areas of Information (IT) and Communication Technologies continues to be very low. In 2017, only 11.3% of the 250 people entering computing careers in the University of São Paulo were women⁸¹. According to PNAD, among more than 580,000 IT professionals in the country, only 20% are women⁸². According to a study by ‘Unlocking the Power of Women For Innovation and Transformation’ (UPWIT), Catho and Revelo, which interviewed more than 1,000 professionals in the field of technology in 2018, 19% of men had been promoted more than three times, against just 10% of women; and 51% of women stated that they had been the victims of discrimination at work, against just 22%⁸³ of men.

Brazil has dismantled its gender policies, going towards the opposite direction of the **target 5.c**⁸⁴. In 2016, the new government closed down all Ministries with a transversal agenda, such as the ‘*Secretaria Nacional de Políticas de Promoção da Igualdade Racial*’ [‘National Department of Policies of Promotion of Racial Equality’ - SEPPPIR], the ‘*Secretaria de Políticas para Mulheres*’ [‘Women’s Policy Department’], and the Ministry of Agrarian Development

(MDA). Also, in 2018, other bills and regulations reversed rights of women, girls, black population and the LGBTI community even further, such as bills that block access to information on safe abortion and which criminalize abortion in any situation (e.g.: ‘*Proposta de Emenda Constitucional 181*’⁸⁵ [‘Proposal for Constitutional Amendment 181’ - PEC 181], voted in by 18 men and one woman); that look to repeal the provisions concerning assistance to individuals in situations of sexual violence; that restrict the concept of family to a union between a man and a woman; that establish “protection of life” from the moment of conception; that prohibit the discussion of gender and diversity in schools; and that seek to reduce access to social security.

Finally, in 2017, the Federal Government decreed the existence of ‘*Brasil Mulher*’ (‘Brazil Woman’), a network that seeks to connect governments, private sector, civil society, and international organisms to try and fulfill the 2030 Agenda, especially the 5th SDG⁸⁶, but by 2018 it had not been implemented yet.

RECOMMENDATIONS⁸⁷

1. Designate appropriate budget to public policies and programs designed to prevent and reduce gender-based violence and guarantee women and girls access to quality education, career training and decent work, in conditions of equality.
2. Guarantee the effective implementation of ‘*Lei Maria da Penha*’ (‘Maria da Penha Law’); ‘*Lei do Femicídio*’ (‘Femicide Law’); Law 13,431/2017 that protects children and adolescents; the principle of organization of specialized public services as part of the national health service [SUS] for women and victims of domestic violence (Law 13,427.)
3. Sanction laws that aim to end gender violence and

inequality, including:

- A) A Preliminary Law (PL) that creates the ‘*Sistema Nacional de Política para as Mulheres*’ (‘National Policy for Women System’ – SINAPOM), that includes the creation of ‘*Fundo Nacional de Políticas para Mulheres*’ (‘National Policies for Women Fund’).
- B) PL 14/2018, that establishes obligatory dissemination of VAW (‘Violence Against Women’) denunciation service (‘*Disque 180*’).
- C) PL 8.042/2014: Fight sexual exploitation of children and adolescents in public contracts of large-scale projects.

81. See: http://acervo.fuvest.br/fuvest/2017/FUVEST_2017_qase_umatr_car_fuvest_2017.pdf 82. See: http://www.bbc.com/portuguese/geral-43592581?utm_source=Not%C3%ADcias+do+Ada&utm_campaign=0a2e12aff7-EMAIL_CAMPAIGN_2018_04_16&utm_medium=e-mail&utm_term=0_74458d7e59-0a2e12aff7-260686257 83. See: <http://link.estadao.com.br/blogs/faca-voce-mesma/pesquisa-aponta-que-no-mercado-de-tecnologia-mulheres-sao-promovidas-tres-vezes-menos-que-os-homens/> 84. Target 5.c: Adopt and strengthen sound policies and enforceable legislation for the promotion of gender equality and the empowerment of all women and girls at all levels. 85. See: <https://noticias.uol.com.br/cotidiano/ultimas-noticias/2017/11/10/autora-da-lei-maria-da-penha-ve-retro-cesso-em-direitos-das-mulheres-e-sugere-risco-de-burca.htm> 86. <http://www2.camara.leg.br/legin/fed/decret/2017/decreto-9223-6-dezembro-2017-785878-publicacaooriginal-154423-pe.html> 87. We are reinforcing the recommendations made in the Spotlight Report 2017, and adding new ones.

D) PL 6.895/2017: Protect girls from exploitation in the form of child domestic labor.

E) PL 123/17: Maria da Penha Law in Schools.

F) PL 312/2017: Restraint of sexual harassment and abuse on public transport.⁸⁸

G) Bills of Law that make safe abortion legal and accessible in all situations and for all women and girls who require them, free from stigma and discrimination.

4. Guarantee easy access to information and support services and hotlines providing channels for denunciation of violence.

5. Reform the political system and comply with the electoral legislation relating to quotas of representation by gender, by party or coalition, and develop new leaders among women.

6. Offer comprehensive, friendly and non-discriminatory health services for women and girls, especially in relation to their sexual and reproductive rights.

7. Guarantee access to contraceptives and make

abortion legal, safe and accessible to all women and girls who need it, without stigma or discrimination.

8. Ensure and promote the discussion on gender and sexual diversity in school based on human rights.

9. Establish a theoretical and technical limit on marriage in childhood and adolescence and raise the population's awareness of its harmful consequences.

10. Through the use of financial institutions, create products that take into account the gender perspective, strengthen women's abilities to promote the growth of their businesses⁸⁹.

11. Increase the proportion of women using and creating technologies via public projects and policies that encourage and enable the participation and training of girls and women in the field.

12. Implement policies based on the proactive collection, publication, and dissemination of data on the situation of women, with data being disaggregated by sex, gender, class, race/color, disability status, immigrant status and other relevant categories⁹⁰.

13. Approve and sanction Bill of Law 56/2018, that will forbid the marriage between persons aged 16 or under.

88. See: <http://www.redebrasilatual.com.br/cidadania/2018/01/mulheres-se-organizam-para-enfrentar-retrocessos-no-congresso> 89. Recommendation from the "Financial inclusion of women in Latin America" report. <http://scioteca.caf.com/handle/123456789/1162> 90. Examples of initiatives that propose gender indicators: <http://www.equalmeasures2030.org/> e <http://www.data2x.org/>



SDG 6: CLEAN WATER AND SANITATION

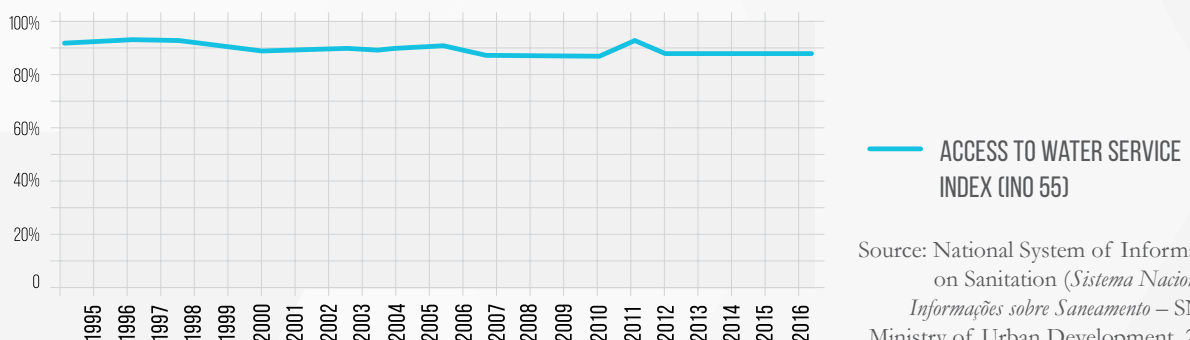
ENSURE AVAILABILITY AND SUSTAINABLE MANAGEMENT OF WATER AND SANITATION FOR ALL

The right of access to safe water and adequate sanitation is essential for a decent human life and is recognized as a right for all people. These rights should be universally and safely guaranteed, especially to groups in situations of high social risk. But this is not the

reality in Brazil, as the analysis of this SDG highlights.

In order to analyze where we are in relation to **Target 6.1**⁹¹ and **Target 6.2**⁹², the official data (graphs 7, 8, 9 and 10)⁹³ indicate that Brazilian indexes for water and sanitation services have either stagnated or worsened. The

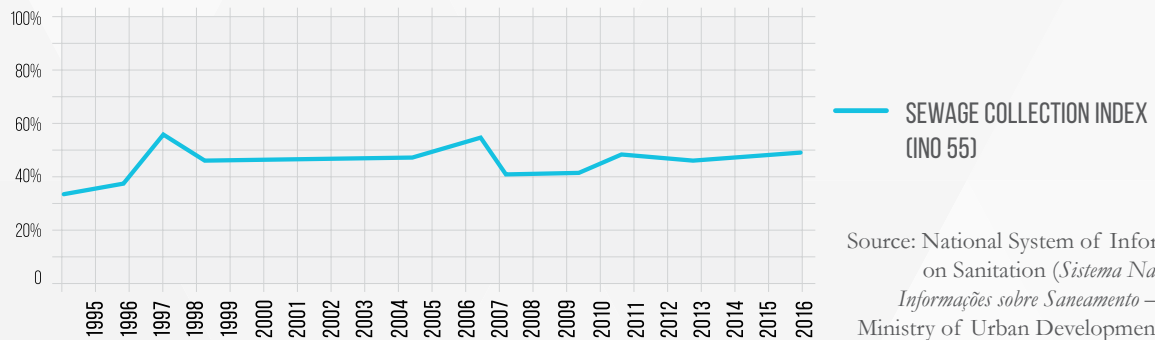
Graph 7. **BRAZILIAN AVERAGE OF WATER SERVICE**



Source: National System of Information on Sanitation (*Sistema Nacional de Informações sobre Saneamento – SNIS*), Ministry of Urban Development, 2016.

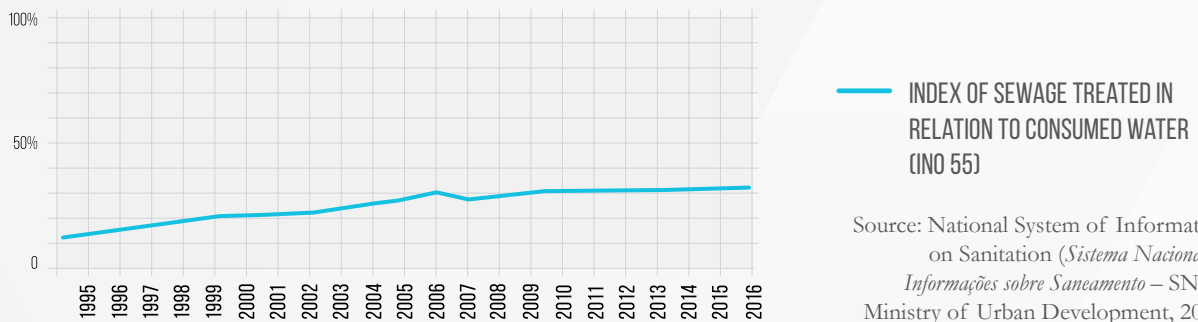
91. Target 6.1: By 2030, achieve universal and equitable access to safe and affordable drinking water for all. 92. Target 6.2: By 2030, achieve access to adequate and equitable sanitation and hygiene for all and end open defecation, paying special attention to the needs of women and girls and those in vulnerable situations. 93. <https://goo.gl/DyS79o>

Graph 8. **BRAZILIAN AVERAGE OF SEWAGE COLLECTION**



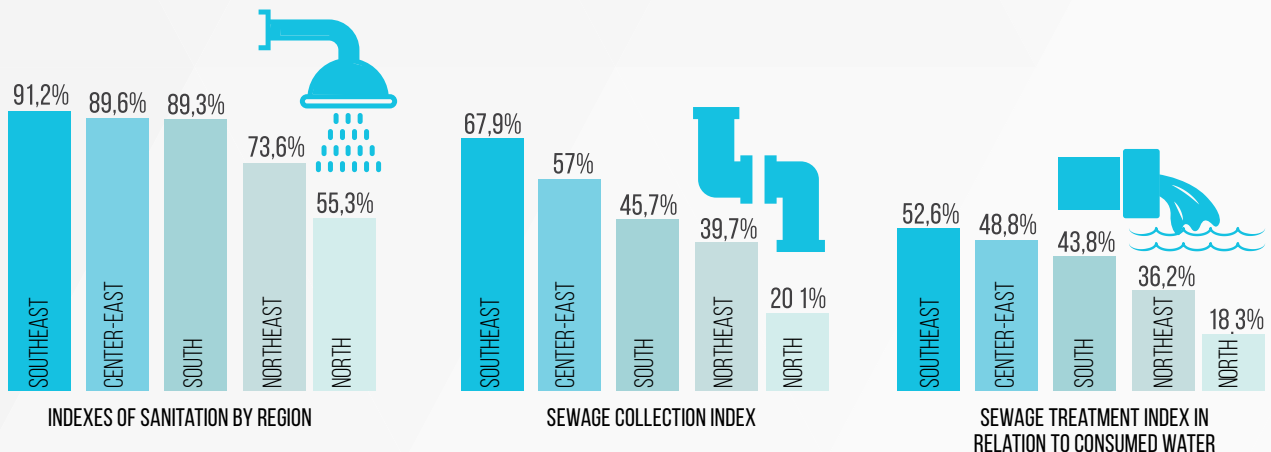
Source: National System of Information on Sanitation (*Sistema Nacional de Informações sobre Saneamento – SNIS*), Ministry of Urban Development, 2016.

Graph 9. **AVERAGE BRAZILIAN SEWAGE TREATMENT**



Source: National System of Information on Sanitation (*Sistema Nacional de Informações sobre Saneamento – SNIS*), Ministry of Urban Development, 2016.

Graph 10. **INDEXES OF SANITATION BY REGION**



Source: National System of Information on Sanitation (*Sistema Nacional de Informações sobre Saneamento – SNIS*), Ministry of Urban Development, 2016.

evolution of the index sewage collection is practically at a standstill (National System of Information on Sanitation, Ministry of Urban Development, 2016 [*Sistema Nacional de Informações sobre Saneamento, Ministério das Cidades*]), showing a decline over the last 11 years - from 58.1% in 2006 to 57% in 2016 - as illustrated in graph 8.

Although sewage treatment has improved over the last eighteen years, only 44.9% of the total amount of the

country's sewage was treated in 2016 (graph 9). These low indexes of sanitation have a direct impact on the life and health of the population, but mostly on the 34 million people who do not have access to safe water, and the 100 million who do not have sewage collection services in their homes.

The decline in the quality of the – essential – service of safe water supply resulted in the reduction of beneficiaries: from 93.3% of the total population in 1995, to 83.3%

in 2016. Graph 10 also highlights that there is a wide regional difference in terms of access, with the best services provided in the Southeast of the country and the worst in the North.

It is a fact that the Brazilian government, has historically neglected its responsibility towards sanitation. Graphs 11 and 12 show the gradual investment reduction in the sector, even when considering taxes paid by companies⁹⁴.

Therefore, although the SDG target for universal sanitation by 2030 is aligned with the the National Basic Sanitation Plan's goal – Plansab (*Plano Nacional de Saneamento Básico*), the scenario is challenging. The projec-

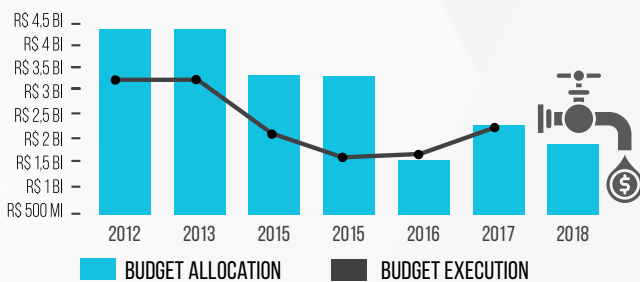
tions (CNI, 2017) suggest that maintaining current levels of investment, universal access to sanitation will not be achieved until 2054. It is also alarming that the Brazilian State is working the concept of “reachable areas”, especially regarding municipal sanitation plans and the service provision contracts, meaning that remote areas, rural areas, at-risk settlements, illegal occupations, and favelas are not even considered as part of the distant horizon of universal access to sanitation.

In relation to **Target 6.3**⁹⁵, the Sewage Atlas (2017)⁹⁶, published by the National Waters Agency (*Agência Nacional das Águas – ANA*), indicates that more than 110,000 km of rivers beds are polluted due to direct contact with sewage. In spite of it, the sanitation services regulation agencies, in general, do not collaborate to improve the quality of the water, since their regulatory and economic framework do not provide incentive for the sanitation companies to invest in the collection and treatment of sewage, but rather to always seek new sources of water. This situation reflects the twisted view Brazil has of the concept of “water security,” which is spread by the authorities as the need to increase water supply without taking into consideration the other aspects, such as the quality of the water. Another normative instrument that needs enhancement is the granting/bestowal (“outorga do uso da água”, State permission granted to companies so that they can use water from an specific natural reservoir), of the right to use water resources, which makes little reference to actions designed to improve or preserve the quality of the waters explored.

There are few incipient initiatives resulting from public policies to encourage the reuse of wastewater as part of a strategy for environmental sanitation and sustainable water management. Water scarcity in certain regions of the country have provided some opportunities for isolated initiatives by different corporations (industries, commercial establishments and residential condominia) for the reuse of rainwater, but there is still progress to be made in promoting the safe reuse of domestic, industrial and agricultural wastewater.

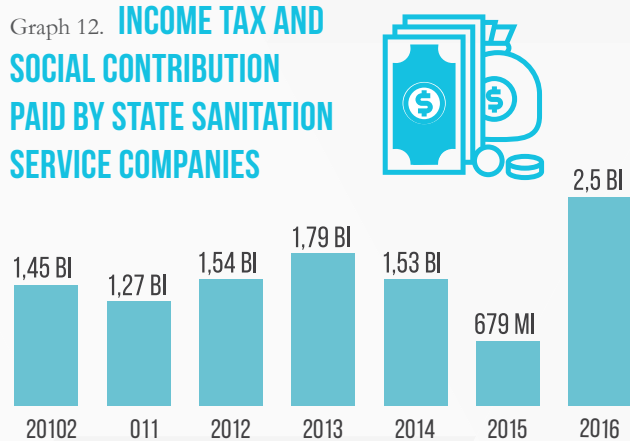
Regarding the efficiency in the use of water (**Target 6.4**)⁹⁷ there is still work to be done. Very few actions have been implemented, but those that have include the

Graph 11. **ANNUAL NATIONAL BUDGET. BASIC SANITATION THEMATIC PROGRAM**



Source: Ministry of Planning, Development and Management.

Graph 12. **INCOME TAX AND SOCIAL CONTRIBUTION PAID BY STATE SANITATION SERVICE COMPANIES**



Source: Financial statements filed by the respective companies.

94. Source: Annual National Budget. Thematic program on basic sanitation. Ministry of Planning, Development and Management. 95. Target 6.3: By 2030, improve water quality by reducing pollution, eliminating dumping and minimizing release of hazardous chemicals and materials, halving the proportion of untreated wastewater and substantially increasing recycling and safe reuse globally. 96. Retrieved 24-May-2018 from: <http://www3.ana.gov.br/portal/ANA/noticias/atlas-esgotos-revela-mais-de-110-mil-km-de-rios-com-com-prometimento-da-qualidade-da-agua-por-carga-organica> 97. Target 6.4: By 2030, substantially increase water-use efficiency across all sectors and ensure sustainable withdrawals and supply of freshwater to address water scarcity and substantially reduce the number of people suffering from water scarcity.

National Government's award-winning Cisterns Program (*Programa Cisternas*)⁹⁸, which is currently under threat, as mentioned in this report (SDG 2.)

In April 2018, the Federal Senate approved the Senate Bill (PLS) 51/2015, that allows the provision of safewater by alternative sources, such as reuse water, rainwater and wastewater. This is an important step forward, but it still needs to be firmly implemented and regulated. An important demand is to strengthen governance and monitoring of the National Irrigation Policy (*Política Nacional de Irrigação*) (the sector that uses water the most in the country), including tools designed to introduce new technologies that enables a rational use of water, such as drip irrigation.

To implement integrated management of water resources at all levels (**Target 6.5**)⁹⁹, we need more studies and analyses that demonstrate the economic losses for different sectors as a result of water scarcity, which is caused, in turn, by the lack of protection of water ecosystems. In other words, we need to highlight the fundamental relation between the water access target and economic development.

The important role played by the ecosystems in the water cycle is largely undervalued in Brazil, leading to difficulties in reaching **Target 6.6**¹⁰⁰. The unprecedented water shortage that the country is facing is not only due to extreme situations or short-term variations around a supposedly constant average, but also due to deforestation to make way for pastures and mono-cultures in the North and Central regions of the country. This shift in the use of the land includes a cumulative process, without cyclical variation, and increases the surface drainage, returning water to the sea and reducing the infiltration that maintains the water table and the subsequent recycling of humidity into the atmosphere through evapotranspiration. The existing vegetation needs to be preserved and the ecosystems restored in order to protect the water in the country. Similarly, the ecosystems also depend on the preservation of the water for their continued survival: an abundance of good quality

water is one of the foundations for the protection of human life and life on the planet as a whole.

Rain also became more torrential as a result of *local warming* which, in turn, is caused by deforestation and rapid urbanization, increasing drainage problems and flooding. The flows of atmospheric humidity to the south supply the majority of the water for a large part of Brazil, as well as for neighboring countries, taking up half of South America. Even slight reductions in these flows, caused by changes in the use of land, can make critical difference in water safety on a large scale and reach an inflection point, with increases in temperature, droughttemperature, loss of biomass, and uncontrolled wildfires - all of which mutually reinforce each other. It is important that we guarantee the continuity of the structures and the environmental legislation that are favorable to the protection of these ecosystems, many of which have been, and still are, at risk in the current political context. This is the case with bills that seek to alter the environmental licensing procedures, intending to make them more flexible (which would be a potential threat to the ecosystems). In relation to **Target 6.b**¹⁰¹, there are many communities, especially those in situations of social vulnerability, that do not have access to mechanisms for social participation nor access to information, either because of lack of material resources, or because of the governmental inefficiency in guaranteeing basic rights. Civil society monitoring¹⁰² has identified examples of projects that carried out prior consultation with traditional communities that will likely be affected by these projects – situations in which whether water shortage or lack of sanitation are common. However, there is no systematized data on the mechanisms of participation and consultation that are being applied, nor on the number of communities they benefit. Likewise there is no systematized data on how these communities are being represented in the Regional River Basin committees and in other decision-making fora around the country.

98. Resulting from an initiative of social movements and civil society organizations, the National Program to Support Rainwater Harvesting and Other Social Technologies (Cisternas Program), Law nr. 12.873/2013, regulated by Decree nr. 8,038/2013), aims to promote access to water for human consumption and food production through the implementation of simple and low cost social technologies 99. By 2030, implement integrated water resources management at all levels, including through transboundary cooperation as appropriate 100. Target 6.6: By 2020, protect and restore water-related ecosystems, including mountains, forests, wetlands, rivers, aquifers and lakes. 101. Target 6.b: Support and strengthen the participation of local communities in water and sanitation management improving. 102. A practical guide to accessing information on Water and Sanitation (2018); “Turbid waters, opaque information: an analysis of the transparency of the decontamination programs of the Guanabara Bay” (2016); “The Cantareira System and the Water Crisis in São Paulo - lack of transparency, a persistent problem” (2016), published by the NGO Artigo 19.

RECOMMENDATIONS

1. Guarantee effective social participation at all levels of decision-making on water resources and sanitation, with special attention to the inclusion of traditional and socially-vulnerable communities, establishing and implementing a strategy to provide universal access to water and sanitation services.
2. Guarantee transparency at all levels of public administration of water resources and sanitation, including in the River Basin committees, states' departments, and concession service companies.
3. Preserve existing vegetation and restore ecosystems in order to protect the country's bodies of water. Therefore, the mechanisms designed to

protect the ecosystems and prevent setbacks in environmental matters that are on their way through Brazilian Legislature process should continue and even be improved - such as the proposal to grant environmental licensing or the one that flexibilizes the use of pesticides.

4. Incorporate the right to basic sanitation into Article 5 of the National Constitution through an amendment.

5. Promote a national strategy for the reuse and rational use of water in all sectors – agricultural, industrial, commercial, services and residential.

6. Incorporate water and sanitation into Brazil's Intended Nationally Determined Contributions (INDCs.)



SDG 7: AFFORDABLE AND CLEAN ENERGY

ENSURE ACCESS TO AFFORDABLE, RELIABLE, SUSTAINABLE AND MODERN ENERGY FOR ALL

In Brazil, there are 555 thousand households without access to electricity and 12.3 million still using coal or wood for cooking¹⁰³. According to the 2016 National Energy Balance published by the EPE (Energy Research Company), renewable energy makes up to 43.5% of the national energy grid. In general, the pursue of SDG 7 requires special attention to the targets that do not have methodology for data collection and/or data available. Energy planning is a key factor for the sector to incorporate the sustainable development agenda, but discussing the energy grid is urgent. Despite being “renewable,” hydroelectric power stations, for example, have a huge socio-environmental impact without necessarily producing the promised amounts of energy – Balbina and Belo Monte are past

and present examples that we should never forget.

In relation to **Target 7.1**¹⁰⁴, 99.2%¹⁰⁵ of Brazilian households have access to electricity, but there are still more than half a million remaining without it¹⁰⁶. Although the UN has developed an indicator for universal access to energy, the concept of access also relates to quality, which is why we suggest an analysis of ANEEL’s Collective Indicators of Continuity – DEC¹⁰⁷ and FEC¹⁰⁸ (*Indicadores Coletivos de Continuidade*) – so we can better understand the reliability of the access to electricity in the country.

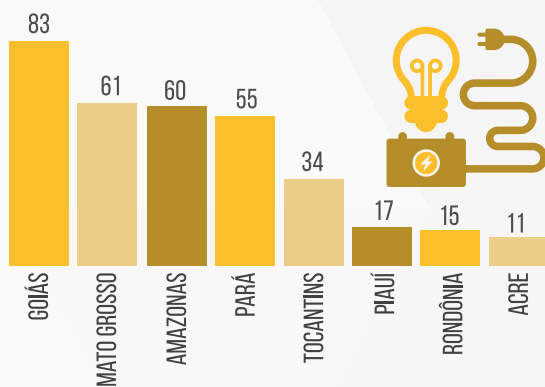
Graph 13 shows the number of counties in rural areas that do not have access to electricity (ANEEL, 2017). 52% of them are in the North and 43% in the Central-West. Graph 14 shows that 36.5 million Consumer Units –

103. IBGE, 2017 - Continuous National Household Sample Survey (PNAD) - General Characteristics of Households and Dwellers. **104.** Target 7.1: By 2030, ensure universal access to affordable, reliable and modern energy services. **105.** IBGE, 2017. **106.** There is a divergence in this number when we look at the IBGE Synthesis of Social Indicators report (IBGE, 2015). The report shows that in 2015, 171 thousand permanent private households would be without electricity, but the largest part of the population without access to electricity is rural and not urban. Nevertheless, we decided to use IBGE data from the Continuous PNAD 2017 as it is the most recent survey. **107.** DEC: Equivalent Outage Duration (downtime) per Consumer **108.** FEC: Equivalent Outage Frequency per Consumer.

around 109.5¹⁰⁹ million people – did not have proper access to electricity in 2017, mainly in the North and Central-West regions. As regards to end the electric exclusion in Brazil, ensuring universal access to energy is still insufficient.

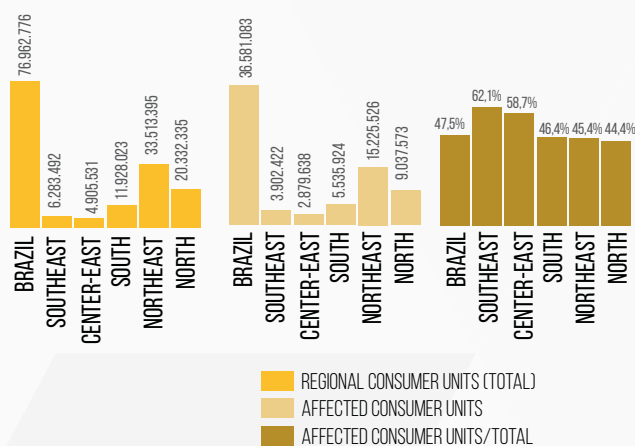
Aiming at providing affordable energy for all, the Electrical Energy Social Charge (TSEE)¹¹⁰ benefited nine million households in 2017 with a subsidy of R\$2.4 billion

Graph 13. NUMBER OF MUNICIPALITIES IN RURAL AREAS WITHOUT ACCESS TO ELECTRICITY




Source: ANEEL, 2017.

Gráfico 14. RELATION BETWEEN THE NUMBER OF CONSUMER UNITS AFFECTED BY THE VIOLATION OF THE LIMITS OF THE SERVICE CONTINUITY INDICATORS (%)



Source: ANEEL 2017. Modified.

Diagram 11. RELATION BETWEEN THE NUMBER OF CONSUMER UNITS AFFECTED BY THE VIOLATION OF THE LIMITS OF THE SERVICE CONTINUITY INDICATORS (%)



Source: ANEEL, 2017. Modified.

for the low-income population. However, it is still worrying that energy spending represented, on average, 1%¹¹¹ of the minimum wage¹¹² in 2017.

Currently, 17.6% of households use fuels such as wood or coal for cooking, indicating an increase of 10.7% in relation to 2016 (an extra 1.1 million households). The North was responsible for the biggest increase(16.19%) followed by the Southeast(13.34%) and the Northeast(10.17%). Around 89% of Brazilian households use bottled gas (GLP), piped gas or electricity for cooking. Electricity use grew 23.35% in comparison to 2016, while bottled and piped gas showed small growth (0.77%).

Regarding increasing the share of renewable sources in the energy grid, **Target 7.2**¹¹³, the share of renewable sources in 2016 was 43.5% (12.6% hydro, 17.5% sugarcane and by-products, 8% fuel wood and charcoal, 5.4% other renewables – solar, wind and geothermal), according to the Energy Research Company 2017 (*Empresa de Pesquisa Energética - EPE*)¹¹⁴. This shows that the country still needs to

109. Considering that the average number of households dweller is 3 people (IBGE, 2017). 110. A benefit that corresponds to the discount on the electrical energy bill, granted to residential customers. 111. Considering that the average value of monthly energy consumption is 163 kWh/month and the average tax is R\$0.638/kWh, according to data published by ANEEL, without considering additional charges applied by the distributors.

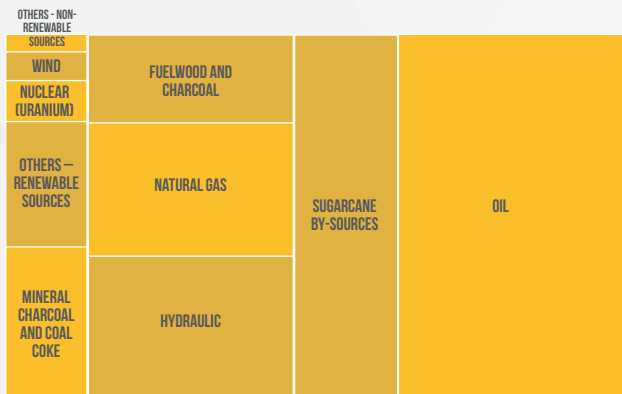
Considering the 2017 minimum wage: R\$ 937.00. 112. Target 7.2: By 2030, increase substantially the share of renewable energy in the global energy mix. 114. The National Energy Balance 2017 is the most recent version and it refers to the information for 2016.

evolve and improve to ensure transparency and adequate policies for a sustainable energy grid transition, as required by the Agenda 2030 agreements on climate change.

Diagram 12 outlines the share of each energy source in the national grid, and shows the renewables and the non-renewables in different colors. Oil and Derivatives (financial) account for 36.5% of the grid.

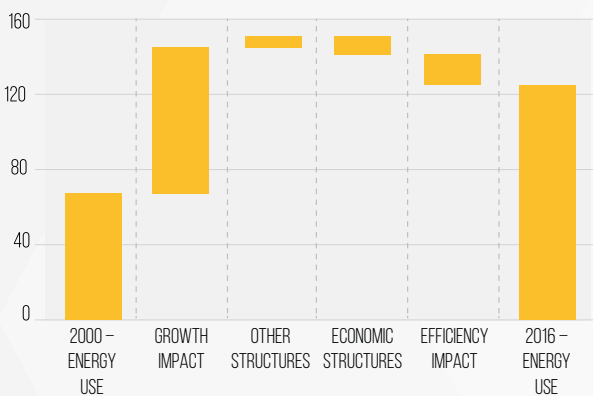
The share taken by renewable fuels in the energy grid was 81.7% (68.1% hydro-power, 8.2% biomass, and 5.4% solar and wind power), showing that hydro-power is the leading renewable source of in the country.

Diagram 12. **DOMESTIC ENERGY SUPPLY BY SOURCE**



Source: EPE, 2017. Modified.

Graph 15. **BREAKDOWN OF THE FINAL USE OF ENERGY**



Source: IEA, 2017.

In order to double the energy efficiency improvement rate (**Target 7.3**)¹¹⁵, one of the indicators considers the Total Primary Energy Supply (TPES), which refers to the necessary energy to power the country's economy, and the GDP or PPP (purchasing power parity)¹¹⁶, for international comparison. The TPES considers the total consumption of energy by all economic sectors¹¹⁷, the domestic energy consumption and all energy losses in the Brazilian electrical system processes¹¹⁸. The expectation for 2030 is that Brazil will have reached a level of 0.26 tonne of oil equivalent (toe) per thousand US\$ on the indicator of energy intensity. For 2016, this sum was 0.25 toe/thousand US\$. This indicator is unsuitable for identifying efficiency gains in the use of energy, since it also incorporates changes in the structure of the economy, as well as economic and population growth, for example. Therefore, we recommend a breakdown of the final use of the energy, such as the one presented in Graph 15, in which the effect of the energy efficiency on the final consumption of the energy can be identified.

115. Target: 7.3: By 2030, double the global rate of improvement in energy efficiency. **116.** PPP: Purchasing Power Parity. **117.** Energy, Residential, Commercial, Public, Agricultural, Transport, Industrial and Non-Energy Sectors. **118.** The Brazilian electrical system is structured in three processes: generation (energy production), transmission (transportation of energy to consumer centers) and distribution (from the centers it is distributed to all consumers). It also considers energy transformation processes.

RECOMMENDATIONS

1. Align the policies with the targets and objectives defined to achieve sustainable standards of production and consumption, environmental protection and the protection of natural resources, to build a society that emits lower levels of greenhouse gases (GHG) with resilient cities.
2. Promote and guarantee fiscal transparency throughout the energy sector.
3. Review the subsidy policies that exist in the form of tax incentives, and reduce the number of households that use wood and charcoal for cooking, while recognizing that the choice for this type of fuel is directly related to family income and accessibility.
4. Better qualify the concept of “renewability” for analysis: for example, if wood or charcoal derive from the exploitation and complete depletion of native forests or tree plantations (forestry) in mining, industrial and residential activities, or if it is the burning of solid waste that could be recycled.
5. Encourage the decentralized supply of energy, as proposed in the National Energy Plan (*Plano Nacional de Energia – PNE 2050*), in order to

modify the urban infrastructure for a more sustainable and efficient system.

6. Provide incentives for *shared energy generation* technologies to make the Brazilian electricity grid cheaper and more resilient. The incentive to distribute micro and mini energy generation will guarantee greater energy security and will require less amount of energy to be generated.
7. Modernize the electric power grids turning them into smart grids to ensure adequate quality of energy and the handling of situations of stress¹¹⁹ in the system.
8. Establish clear guidelines for the long term investment policy in energy efficiency, implement a plan consistent with these guidelines, and monitor and evaluate the impact of this plan.
9. Improve and use the DEC and FEC service continuity indicators to measure the quality of reliable access to electricity.
10. Implement more audacious transition policies from a grid still mostly based on fossil fuels and water systems of great environmental and social impact to an effectively sustainable and renewable model. Due to its socio-environmental conditions, Brazil has the ability to go far beyond the demands made by the Paris Agreement.

119. Situations in which the demand for energy is greater than the supply



© Alessandra Nilo

SDG 8: DECENT WORK AND ECONOMIC GROWTH

PROMOTE SUSTAINED, INCLUSIVE AND SUSTAINABLE ECONOMIC GROWTH, FULL AND PRODUCTIVE EMPLOYMENT AND DECENT WORK FOR ALL

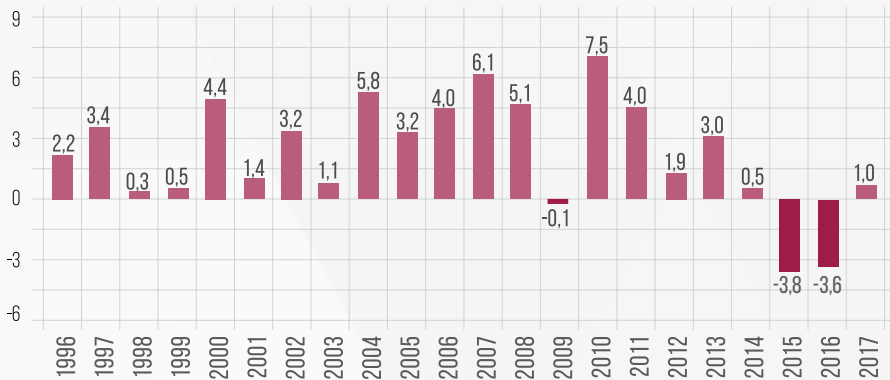
The scrapping of the Brazilian Government's public internal financing policies suggests a course towards fiscal austerity. The budget withdrawal from social programs, together with the recession and stagnation of the last four years, has had high impact on the labor market, with growth of inequalities, impeding access to productive employment and decent work for all economically active people. This context is made even worse by the Constitutional Amendment 95 which, as has been mentioned in other chapters, cuts budget for structural policies and services¹²⁰. The Labor Reform, recently adopted in Brazil, did not come to protect labor and unions

rights, or to promote safe and equal work environments, as was agreed in the Addis Ababa Action Agenda¹²¹. In fact it came to loose labor relations.

In relation to GDP per capita growth rate (**Target 8.1**)¹²² according to IBGE, between 1996 and 2018 there was a positive variation, except for 2009 when the global financial crisis started to have an effect on domestic economy. Despite the growth in 2010, there has been a steep decline that started in 2012 and a tendency towards recession, with a slight positive upturn in 2017. The GDP per capita grew (as did the domestic GDP) 0.2% in relation to 2016 – R\$31,587 (US\$9,543)¹²³.

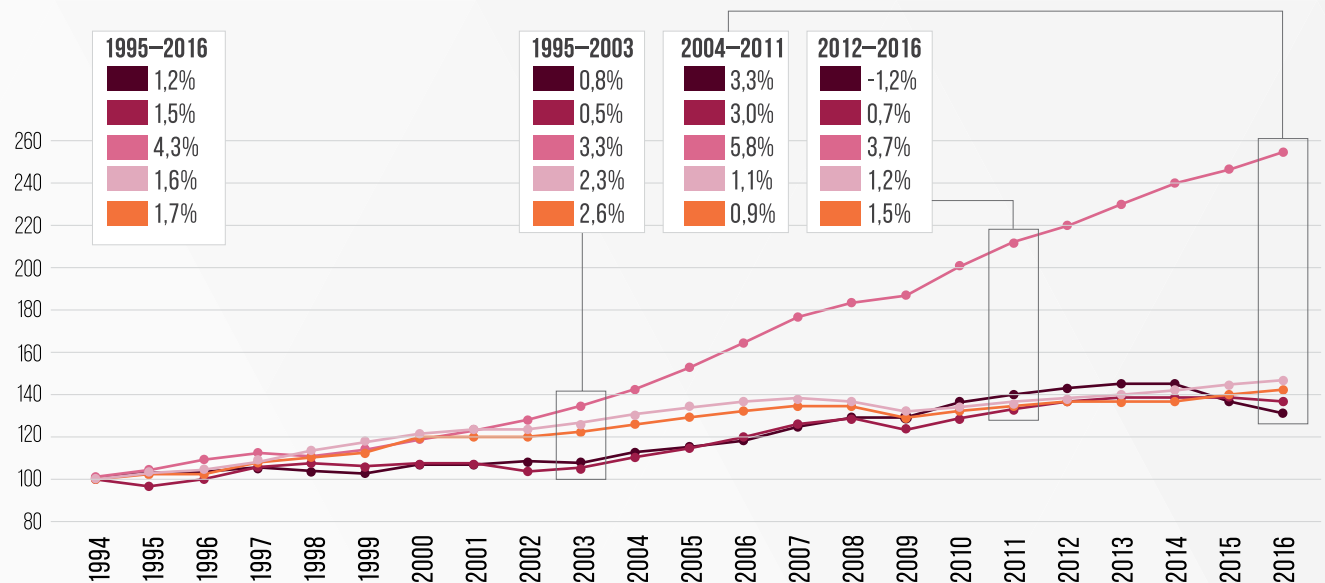
120. http://www.planalto.gov.br/ccivil_03/constituicao/emendas/emc/emc95.htm 121. Addis Ababa Action Agenda. § 13. 122. Target 8.1: Support economic growth per capita in accordance with national circumstances and, in particular, at least 7 per cent gross domestic product growth per annum in the least developed countries. 123. Dollar exchange rate on 31-Mar-2018: (US\$ 1.00 = R\$ 3.31) Source: Banco do Brasil <https://internacional.bb.com.br/displayRatesBR.bb>

Graph 16. **GDP PERCENTAGE VARIATION PER YEAR**



Source: IBGE. Developed by: Sum Date.

Graph 17. **GDP PER CAPITA**
INDEX: 1994 = 100




		BRAZIL	LATIN AMERICAN AND CARIBBEAN	EMERGING ECONOMIES	OCDE	USA	ANNUAL AVERAGE GROWTH
GDP PER CAPITA	1994	11.401	12.114	4.874	29.258	39.237	
	2016	14.985	16.643	12.293	41.628	57.350	
GROWTH RATE (TOTAL)		31,4%	37,4%	152,2%	42,3%	46,2%	

Key: GDP in US\$ (2016), adjusted for PPP. The '1994=100' index means that the value of the income per capita in 1994 in each economy was normalized to 100. This makes the visualization of the growth trajectories easier. For example, a value of 150 corresponds to an income per capita that is 50% higher than it was in 1994 (base year). Source: Total Economy Database, The Conference Board. Analysis: Oliver Wyman.

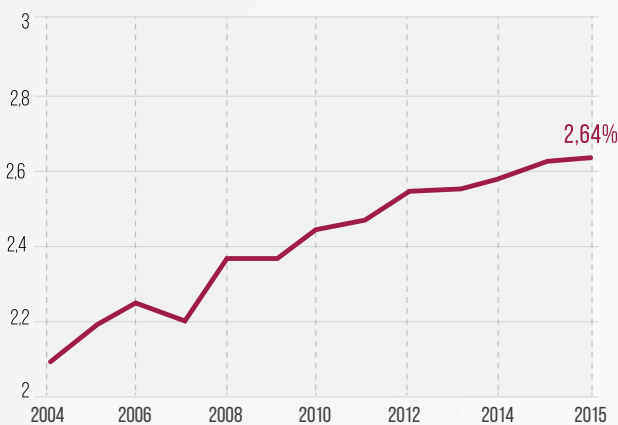
GDP per capita does not show the degree of inequality of income across Brazilian society, that is highly concentrated, as mentioned in other chapters of this report. The obstacles to achieving **Target 8.2**¹²⁴ include the fact that we are still under the hegemony of sectors controlled by oligopolies (communication, food production – particularly ultra-processed foods that are dangerous to people's health, as mentioned in the chapter focused on SDG 3 –

Graph 18. **BRAZIL. GDP PER CAPITA PER YEAR**



Source: IBGE.

Graph 19. **SHARE OF CREATIVE GDP AS PART OF THE BRAZILIAN GDP, IN %**



Source: Firjan's (Federation of Industries of Rio de Janeiro) Creative Industries Mapping, December, 2016.

tobacco, mechanical, electrical and electronic machinery, metallurgy, automobiles, chemicals and petrochemicals), or limited by the monoculture for export (soy, coffee, meat, sugar, tobacco, leather) and internal consumption (corn, beans, rice, oats). There is little investment in science and technology, which leads to little innovation (see SDG 17.)

According to the Ministry of Labor, in 2015 we had 892,500 jobs in the creative economy sector, representing 0.9% of the total number of employed individuals. New creative economy businesses in real estate and industrial design have started to show results in some marketplaces, such as São Paulo, Rio de Janeiro and the Federal District of Brasília, but it has timid overall participation in the national economy and in terms of export (as can be seen in graph 19.)

One obstacle for **Target 8.3**¹²⁵ is accessing financial services to entrepreneurship, due to the high interest rates of the financing agencies (commercial, public and private banks.)

The National Bank for Economic and Social Development (*Banco Nacional de Desenvolvimento Econômico e Social* – BNDES) sets itself apart by practicing competitive interest rates on the international market (< 2.5%), but the loans are offered to large-scale projects (> 5 million reais). Micro and small businesses represents 29% of GDP and are responsible for 52% of formal employment in Brazil, but credit is expensive and venture capitalism is still a professional niche, specifically located in São Paulo. The *Doing Business Index* highlights that Brazil is ranked 175th out of 190 countries in terms of how easily one can open a business in the country. Meanwhile, the tax policy imposes production and work as the main generating factors, which is the source of financing for social security and savings (PIS/ Cofins, INSS, FGTS, FAT, this one being one of the main sources of funding for BNDES.)

Target 8.4¹²⁶ shows a number of different challenges (and opportunities) for Brazil, whose development model is anchored in primary activities such as mineral extraction, agricultural monocultures, and the petrochemical industry, with plenty of negative externalities. The need to reduce solid wastes produced by standard plastic packaging and other materials used for final consumer products

124. Target 8.2: Achieve higher levels of economic productivity through diversification, technological upgrade and innovation through a focus on high-value added and labour-intensive sectors. 125. Target 8.3: Promote development-oriented policies that support production activities, decent job creation, entrepreneurship, creativity and innovation, and encourage the formalization and growth of micro-, small- and medium-sized enterprises, including through access to financial services. 126. Target 8.4: Improve progressively, through 2030, global resource efficiency in consumption and production and endeavour to decouple economic growth from environmental degradation, in accordance with the 10-year framework of programmes on sustainable consumption and production, with developed countries taking the lead.

presents an enormous challenge, requiring coordinated actions by the cellulose or polypropylenes sectors, which requires also the involvement of their advertising strategies. Regardless, the country experienced a 1.7% growth in domestic consumption of materials that become waste, exceeding four (4) million tons per year and representing an **average consumption per capita of nineteen (19) tons of material per year.**

The basic materials footprint in Brazil, an important index of resource efficiency in the economy, is in critical situation in large and medium-size cities (currently between 0.6 and 0.8 IEFI – Integrated Environmental Footprint Index). Case studies, such as the one developed in Paraíba¹²⁷ in 2017, show the difficulty in containing the footprint, as it results from the collusion of economic flows and biological capacity to absorb the impact of human activities (SILVA et al: 2017). On the other hand, small towns and indigenous and *quilombola* communities show a considerable reduction in the footprint of basic materials (water, ecological production, carbon), showing that it is possible to make a difference.

Brazil is placed 79th in the Integrated Environmental Footprint Index, but this position is benefited by its geographical area and its large biological dimension, hiding the net reduction of natural areas due to deforestation (see SDGs 13 and 15), a clear sign of damage to the biosphere caused by unsustainable manufacturing systems.

SDG 8 also focuses on the issue of employment and working conditions. In relation to **Target 8.5**¹²⁸, despite the slight upturn in GDP, in 2017, there are no indicators that could suggest improvement in the quality of employment in Brazil. According to IBGE¹²⁹, there were 92.1 million economically active people in 2017, but the majority of the jobs provided were informal jobs and the year ended with a 11.8% unemployment rate. **The average rate in 2017 was 12.7%, the highest since the start of the time series in 2012, reaching 13.2 million people, also the highest ever registered.**

It is important to notice the absence of data on n-formal economy, which also includes a contingent of people largely off the radar who take part in illegal businesses that

may range from cigarette smuggling to shadow banking, or who work in the parallel banking sector (the exchange of checks, the parallel currency exchange market, over-the-counter investment, etc.)

In relation to **Target 8.6**¹³⁰, the International Labour Organization (ILO) and IBGE announced that, in 2017, Brazil had an unemployment rate of 30% in the 16 to 30 age group. In addition to the gender-based salary difference, as mentioned in SDG 5, different methodologies highlight different percentage rates relating to higher salaries among men than women. The quality of education is a determining factor in the achievement of this goal, as was explained in the chapter on SDG 4.

A lot still need to be done to eradicate child labor (**Target 8.7**)¹³¹ In 2015, 2,671,893 young people in Brazil between 5 and 17 years old were working, out of which 1,815,894 were placed in non-agricultural activities and 855,999 performed agricultural activities. The age group of 15 and 17 years old worked the most in the South, Southeast and Central-West regions.

In the North and Northeast, children and adolescents aged between 10 and 14 who work is the highest in the country: 231,579.

In 2015, there were reported 2,824 labor-related accidents among young people aged 17 or younger, mostly in São Paulo (1,250 reports).

The Continuous-PNAD research highlighted that in 2016 we had 1.8 million children and adolescents in child labor situations, but change in the research methodology meant it excluded from the index the 715,576 who were working “for their own consumption and/or use” (according to the new methodology), contravening the Federal Constitution and excluding children and adolescents who work on family farms and perform domestic labor, among other activities. Child support organizations state that to achieve Target 8.7, the number of children and adolescents who work and should be considered is 2,550,484.

The Labor Reform approved in 2017 (Law 13.467/2017), did the opposite of what is stated in **Target 8.8**¹³², being based on the idea that the Consolidated Labor Laws (CLT) hinder economic growth¹³³. On the contrary,

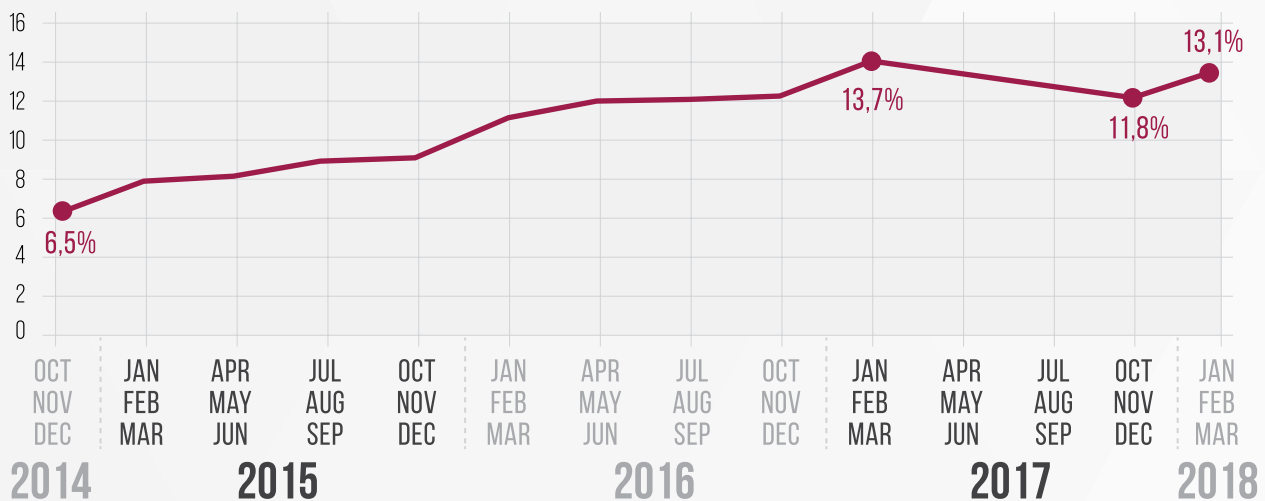
127. SILVA, Vicente de P. R. da; ALEIXO, Danilo de O.; CAMPOS, João H. B. da C.; ARAÚJO, Lincoln E.; SOUZA, Enio P. Integrated Environmental Footprint Index (left): Model Development and Validation. Federal University of Campina Grande. Paraíba, Brazil. (vicente.paulo@ufcg.edu.br). 128. Target 8.5: By 2030, achieve full and productive employment and decent work for all women and men, including for young people and persons with disabilities, and equal pay for work of equal value. 129. Data from 31-Jan-2018 - Brazilian Institute of Geography and Statistics (IBGE)/Continuous PNAD. 130. Target 8.6: By 2020, substantially reduce the proportion of youth outside employment, education or training. 131. Target 8.7: Take immediate and effective measures to eradicate forced labour, end modern slavery and human trafficking and secure the prohibition and elimination of the worst forms of child labour, including recruitment and use of child soldiers, and by 2025 end child labour in all its forms. 132. Target 8.8: Protect labour rights and promote safe and secure working environments for all workers, including migrant workers, in particular women migrants, and those in precarious employment.

social movements and unions confirm that, with more rights and income, wage labor inject billions of reais into the economy and increase internal consumption, generating more jobs. The Reform has made looser employment contracts more, creating incentives for temporary employment and pressuring the sustainability of trade unions. The graph (CNI, 2018)¹³⁴ shows that the productivity of Brazilian industry has been systematically degrading for de-

grades. But there are no indicators that demonstrate that it is CLT – the labor relations legal framework – that makes Brazilian uncompetitive in the international market.

According to the Brazilian Central Bank, 87.1% of the population aged 15 or more was included in the formal financial system in 2016 with a bank account or using financial services (**Target 8.10**)¹³⁵.

Graph 20. **UNEMPLOYMENT RATE (%)**
PNAD-CONTINUOUS



Source: IBGE. Board of Research, DPE.

133. See published by the CNI (101 Proposals for Labor Modernization, 2012, Industrial Legislative Agenda, 2014, Paths to Labor Modernization, 2016); CNA (Employers' Bench Proposal, 2016, Balance Sheet 2016 and Prospects 2017). 134. Industry in numbers - May 2018 - CNI – www.cni.org.br/indicadorescni 135. Target 8.10: Strengthen the capacity of domestic financial institutions to encourage and expand access to banking, insurance and financial services for all.

RECOMMENDATIONS

1. Implement a transition strategy for a circular economy model in the main sectors of Brazilian economy, focusing on regenerative business models and biodiversity conservation.
2. Increase funds for the creative economy, invest adequately in S&T and in education for technology, design and cultural production, and increase financing for science, technology and mathematics in different areas.
3. Establish a policy for the reuse of solid waste, encouraging the decentralized materials recycling industry in Brazil; encourage the use of biodegradable packaging; encourage the consumer industry to reduce its use of packaging (communicational re-engineering on marketing differentiation) and encourage reflection on this issue in institutions providing training for professionals in advertising, design, mar-

keting and administration.

4. Establish a task force designed to eradicate child labor and forced labor in Brazil, increasing investigation and ensuring the efficiency of the system in guaranteeing the children's rights.
5. Restructure and modernize government programs designed to resolve issues concerning supply and demand, employment, unemployment, insecurity, the establishment of hierarchies and segmentation, with special attention paid to policies that focus on women, aiming at establishing gender equality, and guaranteeing decent working conditions for the entire Brazilian population.
6. Guarantee the implementation of the Apprenticeship Law (Law 10.097/2000) and Article 428 of the Consolidated Labor Laws (CLT): adolescents may be hired by a contract of internship, with all working documents signed and labor rights assured while still studying and growing up.

SDG 9: INDUSTRY, INNOVATION AND INFRASTRUCTURE

BUILD RESILIENT INFRASTRUCTURE, PROMOTE INCLUSIVE AND SUSTAINABLE INDUSTRIALIZATION AND FOSTER INNOVATION.

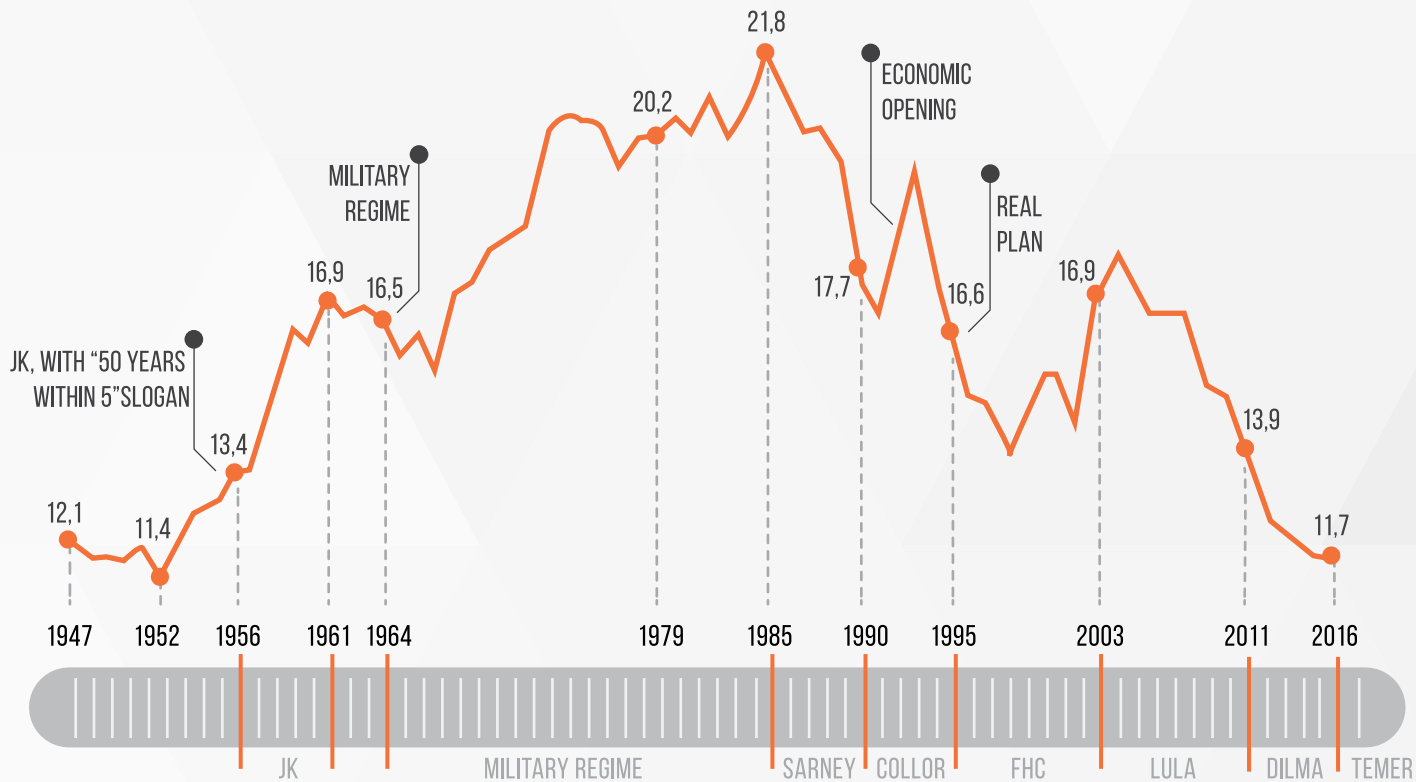
There is great need to upgrade the policies regarding industrial innovation and expansion and infrastructure modernization. It is fundamental for development and, indeed, countries that have achieved high levels of social wellbeing have undergone major cycles that incorporate these variables to a greater or lesser extent. Brazil, however, has been performing far behind other emerging economies and developed countries, and still lacks a strong industrial policy, often making use of incentives for short-term gains and disregarding socio-environmental issues. The innovation field suffers from the same strategic myopia, with countless obstacles preventing initiatives in research and development from having any effect, and blocking the introduction of new technologies, while there is little interface between the main segments

involved. Added to the lack of quality infrastructure, this scenario translates into very low productivity, low return on public investment, and reduced levels of competitiveness in most sectors of the industrialized national economy.

The analysis of **Target 9.2**¹³⁶ shows the decreasing importance of the manufacturing industry in the composition of GDP, reflecting the low level of competitiveness that has been intensified in recent years. The sector, which has represented 17.8% of the total of goods and services produced in Brazil in 2004, represented just 12.2% of the total in 2015. The share of the industrial sector as a whole, which also takes into consideration mining, construction, electricity and gas, water, sewage and waste management sectors, fell from 28.6% to 22.5% in the same period.

¹³⁶. Target 9.2: Promote inclusive and sustainable industrialization and, by 2030, significantly raise the industrial employment share and gross domestic product, in line with national circumstances, and double its share in least developed countries

Graph 21. **EVOLUTION OF THE BRAZILIAN MANUFACTURING INDUSTRY'S SHARE IN GDP (1947 TO 2016)**
CRISIS IN INDUSTRY: THE SHARE OF THE SECTOR IN 2016 IS THE LOWEST SINCE 1952



Source: Overview of the Brazilian Processing Industry (FIESP), 14th edition.

The positive moments experienced by construction and extractive industries between 2000 and 2010 contributed to maintain a certain level of activity across national industries. However, the government attempts to deal with the later crisis failed. With the favorable moments of mineral commodities prices gone, the scandals involving the main companies in the construction sector highlighted the severity of the overall situation. One example of this failure was the *national champions* policy, which focused on favoring large national industrial complexes with potential for globalization through loans subsidized by BNDES – as an effect, it has protected inefficient companies while harming productivity and the development of more innovative sectors, further contributing to fiscal imbalance.

Little was done in relation to the structural barriers that limit Brazil's productivity and competitiveness, the poor performances of which have had an enormous impact

on industry. The World Economic Forum's 2017-2018¹³⁷ Global Competitiveness Index, for example, ranks Brazil 80th among 137 countries assessed for their general quality of infrastructure, considering transport, energy and telephony. On the other hand, the World Bank *Doing Business Index*¹³⁸, which evaluates how easy it is to do business in 190 countries, places Brazil in the 125th position. The country is still among the ten worst countries in the world in relation to tax burden, and among the fifteen worst to start a business.

These conditions are obstacles to entrepreneurship and innovation in Brazil. In the first case (entrepreneurship), one of the exponents of the neglect shown to support small businesses and startups is found in the difficulty to access financial support provided by public banks. BNDES' participation in this sector, for example, has historically been less than 25% of its loans portfolio until 2016. In

137. <https://www.weforum.org/reports/the-global-competitiveness-report-2017-2018> 138. <https://indicadoresods.ibge.gov.br/objetivo9/indicador922>

2017, however, this number reached 42%, the highest value in the time series. Despite being influenced by the overall reduction in the bank disbursements – -19% in relation to 2016 – the change can be seen as an advance in relation to **Target 9.3**¹³⁹.

In the case of innovation, **Targets 9.4**¹⁴⁰ and **9.5**¹⁴¹, incentives such as the consolidation of a legal framework and mechanisms such as the Law of Innovation (*Lei de Inovação*) and the Sectoral Funds for Innovation (*Fundos Setoriais para Inovação*), have to face the lack of a long-term strategic vision that links different policies and sectors, resulting in the fragmentation and inefficiency of the efforts. The low level of both private and public investment

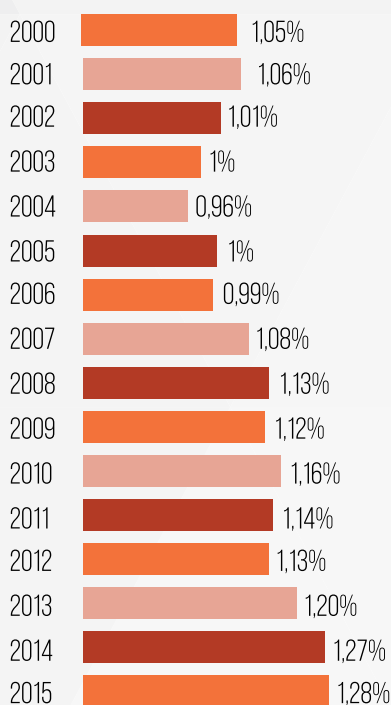
in Research and Development (R&D) is another element contributing to the inefficiency of the policies on innovation in Brazil.

The results of this scenario are found in the Global Innovation Index, published by the World Intellectual Property Organization (WIPO), **in which the country ranks just 69, with no advances between 2016 and 2017**. In addition to the difficulties encountered in the business environment, the report also provides a series of negative data, in comparison with other countries, such as the access to higher education, investment, credit market, and the impact of new patents on the growth of the economy.

The deficiencies of the national infrastructure exposes the challenging scenario for development, forming a transversal axis that affects different economic sectors and the population wellbeing – the focus of **Target 9.1**¹⁴². Despite the restrictions in relation to existing data, which could serve to assess national and sub-national performance in relation to this target, disasters such as the one in the city of Mariana in 2015 (the bursting of a mineral waste dam, leading to the flooding of Rio Doce in Minas Gerais state) demonstrate the negligence in dealing with these projects and the prevalence of economic interests regardless of socio-environmental issues that affect the lives of millions of people.

Brazil, therefore, is moving on without taking advantage of the opportunities to facilitate a new model of development, based on a circular economy, with investments in green technologies and the strategic use of its natural resources integrated with industries. Short-term measures favoring specific sectors are frequently taken, without addressing structural issues concerning the business and development environments. Within this context, the challenge is even bigger in 2018. The country is facing a high fiscal deficit and the private sector, due to political instability and legal insecurity, is not demonstrating any sort of appetite for long-term investment. It is essential that we see transparent and responsible association between the different sectors for the construction of long-term planning that will allow Brazil to overcome the crisis and enter on the path of sustainability. The targets set out in SDG 9 may play an important role in this transition.

Graph 22. **SPENDING ON R&D IN PROPORTION TO THE GDP. BRAZIL (2000-2015)**



Source: IBGE, National Accounts System, CONAC; and Population Estimates (COPIS) Spending on R&D in proportion to GDP.

139. Target 9.3: Increase the access of small-scale industrial and other enterprises, in particular in developing countries, to financial services, including affordable credit, and their integration into value chains and markets. **140.** Target 9.4: By 2030, upgrade infrastructure and retrofit industries to make them sustainable, with increased resource-use efficiency and greater adoption of clean and environmentally sound technologies and industrial processes, with all countries taking action in accordance with their respective capabilities. **141.** Target 9.5: Enhance scientific research, upgrade the technological capabilities of industrial sectors in all countries, in particular developing countries, including, by 2030, encouraging innovation and substantially increasing the number of research and development workers per 1 million people and public and private research and development spending. **142.** Target 9.1: Develop good quality, reliable, sustainable and resilient infrastructure, including regional and trans-border infrastructure, to support economic development and human well-being, with a focus on affordable and equitable access for all.

RECOMMENDATIONS

1. Guarantee the isonomy of competitive conditions in the country, with the State exercising its role through policy changes aimed at correcting excessive market asymmetries and focused on social development and environmental preservation .
2. Redefine the investment policies of development banks so they can support innovation and small and medium-sized companies, and consolidate a manufacturing and consumption structure focused on a new economic model, based on social justice and the low emission of greenhouse gases, aligned with the SDGs.
3. Increase investment in green infrastructure and communication, with a view to regional integration and overcoming the bottlenecks that restrict the competitiveness of the national economy in rela-

tion to these areas.

4. Guarantee a business environment guided by legal and institutional stability.
5. Encourage research in circular economy and ways to value materials within the value chains, through tax incentives, minimum efficiency standards and life cycle valuation.
6. Facilitate access to credit and legal formalization of micro and small companies, including those focused on new technologies.
7. Develop and implement a long-term innovation policy guided by specific missions and the Sustainable Development Goals (SDGs).
8. Promote incentive mechanisms for the reduction of greenhouse gas emissions in industries and other sectors of the national economy to also guarantee investment in clean technologies, either through the allocation of emissions or through tax incentives.



SDG 10: REDUCE INEQUALITIES

REDUCE INEQUALITY WITHIN AND AMONG COUNTRIES

The pro-cyclical tax measures adopted in Brazil have resulted in social, economic and environmental setbacks, and violated several basic rights of the Brazilian population in terms of food supplies, healthcare and education, among others. At the same time, it has worsened gender, race and ethnicity inequalities (see SDG chapters 1, 2, 4, 5 and 8,) making it impossible to achieve SDG 10. One example is the Constitutional Amendment 95/2016, a determining factor that goes against the implementation of the 2030 Agenda, by freezing public spending, including social spending, for twenty years until 2036.

While the extreme levels of inequality are exacerbated, the Federal Government continues to ignore options such as progressive taxation and the auditing of the public debt. The public debt amortization and interest reached R\$519 billion in 2017, or 34% of GDP.

The setbacks already presented in this publication

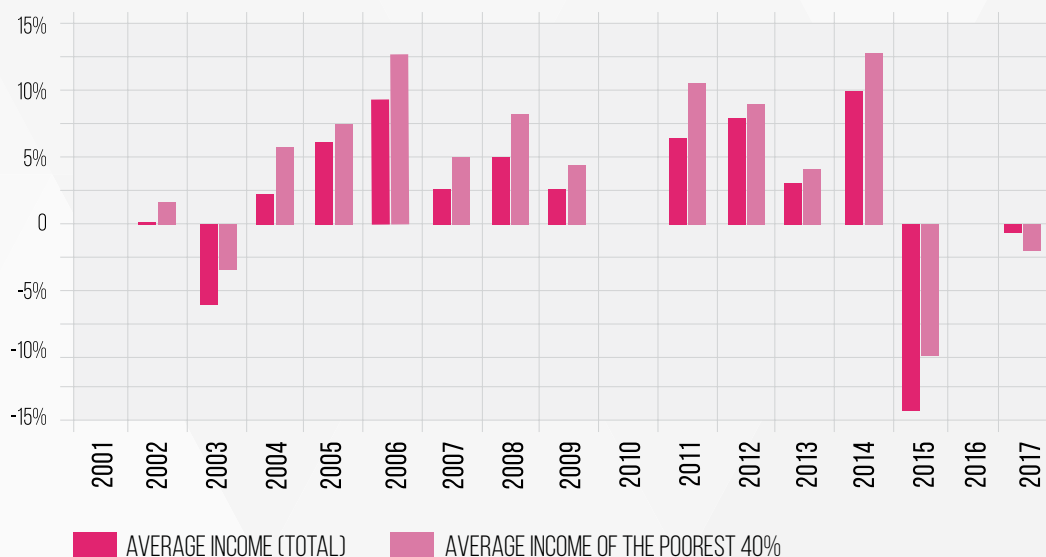
represent barriers to reaching and sustaining progressively, by 2030, the income growth of the poorest 40% of the population at a higher rate than the national average, as expected in **Target 10.1**¹⁴³ as established. Between 2001 and 2014, the average income of the poorest 40% hovered above the national average, but dropped severely in 2015. **In the 2016/2017 volatility, the poorest 40% lost more than average**¹⁴⁴.

It is important to highlight that the concentration of income of the Brazilian super-rich 1% is the highest in the world¹⁴⁵. In 2017, they received on average, 36.1 times more than half of the population with the lowest incomes (R\$754). The richest 10% received 43.3% of the total income of the country, while the poorest 10% received just 0.7%. Regional data also reveals inequalities: in the Northeast this ratio was 44.9 times higher and in the South, 25 times higher.

This situation is also a challenge to achieve **Target**

143. M Target 10.1: By 2030, progressively achieve and support income growth of the poorer 40 percent of the population at a rate higher than the national average. 144. It was not possible to compare 2016 with 2015 due to the discontinuation of the annual PNADs. 145. Human Rights in Times of Austerity. Inesc, CESR and Oxfam Brasil (2017). https://www.oxfam.org.br/sites/default/files/arquivos/Fact_Sheet_2_Portugues_V_digital_2.pdf 146. Target 10.2: By 2030, empower and promote the social, economic and political inclusion of all, disregarding age, sex, disability, race, ethnicity, origin, religion or economic or other status.

Graph 23. **BRAZIL. AVERAGE INCOME FLUCTUATION OF THE POOREST 40%**



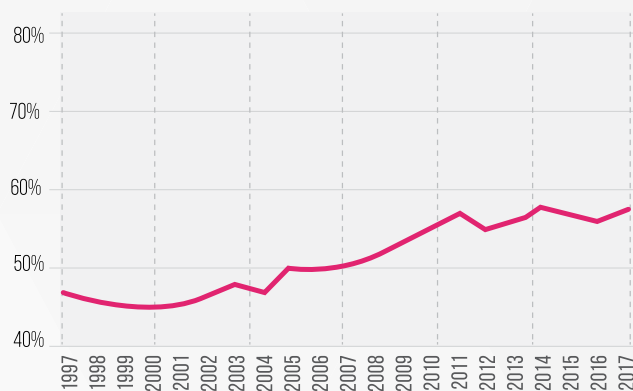
Source: Ipeadata/PNAD and the 2016 and 2017 IBGE: Continuous PNAD

10.2¹⁴⁶. As outlined on SDG 1, after a consistent period of decline, the number of people living in extreme poverty increased 11.2%, jumping from 13.34 million, in 2016, to 14.83 million in 2017, the year in which there was an average decrease of 0.56% in the real (purchase power) monthly income compared to 2016. Income from labor dropped 1.36% , demonstrating a trend of stagnation and wage reduction in Brazil. Added to the drop of the real value of labor income, inflation rate was 2.95%, in 2017.

In the same way, racial inequalities remain abysmal, with black workers income being just 56% of white workers income. Despite small improvement in the past two decades (in 1995 the percentage was 45%), no advance has been noted since 2011. Income inequalities also affect young people, especially those in vulnerable regions: according to IBGE, in nine out of Brazil's twenty-seven states the income of workers aged between 14 and 17 is less than 50% of the national income for this age group; seven of these states are in the Northeast and one in the North. In relation to women, although they work longer hours and have a higher level of education, they receive, on average, 3/4 (76.5%) of the income received by men¹⁴⁸, as showed on chapters 5 and 8 of this report.

“Ensure equal opportunity and reduce inequalities of outcome, including by eliminating discriminatory laws,

Graph 24. **PROPORTION OF INCOME DISTRIBUTED BETWEEN BLACK AND WHITE PEOPLE**



Source: IPEA 2014 Portraits, Continuous PNAD.

policies and practices and promoting appropriate legislation, policies and action in this regard”, as **Target 10.3**¹⁴⁹ demands, has not been a priority in the Brazilian agenda. In 2015, according to a research performed by Oxfam based on data from the Chamber of Deputies (National Congress Lower House), a total of 389 legal reforms were approved. Out of these, at least 23 affect the tax system and social policies, and the majority represent setbacks in the sense that they make

147. t <https://www.ibge.gov.br/estatisticas-novportal/sociais/trabalho/17270-pnad-continua.html> 148. Gender statistics: social indicators of Brazilian women, IBGE (Brazilian Institute of Geography and Statistics) 149. Target 10.3: Ensure equal opportunity and reduce inequalities of outcome, including by eliminating discriminatory laws, policies and practices and promoting appropriate legislation, policies and action in this regard

labor relations more flexible, close down government agencies focused on the promotion of gender and racial/ethnic equality, and weaken environmental regulations, as has been mentioned in earlier chapters of this report. The following reforms are worthy of special mention:

- Constitutional Amendment 95, dated 15 December 2016, establishes a limit of adjustment in the national public budget (including social expenses), with the exception of financial expenses, indexed to the inflation rate from previous year;
- Law 13.341, dated 29 September 2016, that closes all those ministries with a transversal agenda (SEPPIR, Secretariat of Policies from Women, MDA);
- Law 13.467, dated 28 July 2017, that establishes the Labor Reform, and;
- Law 13.465, dated 11 July 2017, commonly known as the “Land-grabbing MP”, that consolidates the invasion of large landowners on public lands in the Amazon region.

Among the progressive legal regulations that were approved during this period worth mentioning are:

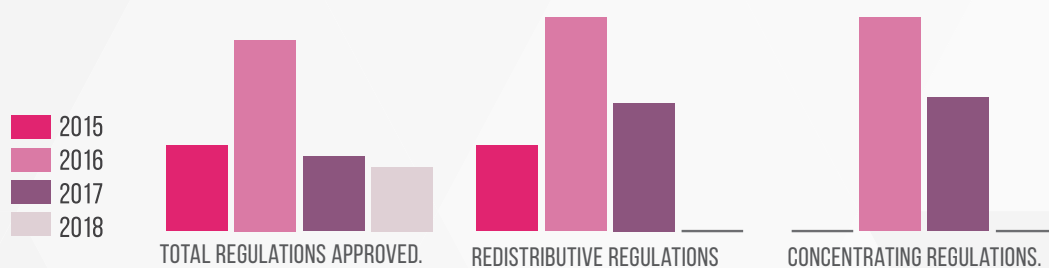
- Law 13.362, dated 23 November 2016, extends the national health system services to disabled women;
- Law 13.333, dated 12 September 2016, extends the ‘More Doctors’ Program (Programa Mais Médicos) of Basic

Healthcare attention.

Along the same line, contrary to that outlined in **Target 10.4**¹⁵⁰, Brazil continues to be one of the most unequal countries in the world, despite its tax burden (33% of the GDP) being close to the OECD average (34%) and above the Latin America average (22%).¹⁵¹ Brazil still has a very regressive tax policy based on indirect taxes, and its under-financing of social programs is inefficient within the context of economic recession: between 2014 and 2016, public policies in the social area had budget reduction of up to 83%. The most affected area was youth rights, followed by food security programs, climate change, decent housing and the defense of human rights of children and adolescents¹⁵². It is worth stressing that, with Constitutional Amendment 95/16, GDP growth forecast is lower than it was without it, and the fiscal result forecast is practically the same with or without the Amendment (Albano, 2017.)

In relation to **Target 10.5**¹⁵³, concerning the improvement of regulation and monitoring of global financial institutions and markets, and the strengthening of the implementation these regulations, we should stress that despite Brazil’s financial regulation being controlled by the Central Bank and the institutions that make up the financial system, according to Global Financial Integrity and Eurodad¹⁵⁴, there is an expansion underway involving the shadow-banking market and illegal flows of capital, not only arising from corruption, but also involving corporate accounting tricks designed to avoid tax. On top of this, international financial institutions are exempt from payment of income tax on profits earned from investments in feder-

Graph 25. **BRAZIL. NATIONAL REGULATIONS PUBLISHED SINCE THE SIGNING OF THE SDGS, TOTAL AND BY CONTENT. (REGULATIONS THAT REDISTRIBUTE OR CONCENTRATE MONETARY OR NON-MONETARY INCOME).**



Source: House of Representatives (May, 2018), developed by Oxfam Brasil.

150. Target 10.4: Adopt policies, especially fiscal, wage and social protection policies, and progressively achieve greater equality. 151. Redistributive Effect of Brazil’s fiscal policy (2017). Retrieved 05-May-2018 from: http://seae.fazenda.gov.br/destaques/redistributiva/efeito_redistributivo_12_2017.pdf. 152. Human Rights in Times of Austerity. Inesc, CESR and Oxfam Brasil (2017). Retrieved 12-May-2018 from: https://www.oxfam.org.br/sites/default/files/arquivos/Fact_Sheet_2_Portugues_V_digital_2.pdf 153. Target 10.5: Improve the regulation and monitoring of global financial markets and institutions and strengthen the implementation of such regulations 154. KAR, Dev (2014). Brazil: Capital Flights, Illicit Flows, and Microeconomic Crisis, 1961-2012 (Washington, DC).

al public securities. This was established by means of Law 11.312/2006, instituted by Provisional Measure 281/2006, without the required debate with society, which also calls for improvement in regulation.

We have also identified challenges for achieving **Target 10.6**.¹⁵⁵ Although some reforms in the International Financial Institutions (IFIs) slightly increase the voting rights of emerging economies, the dissatisfaction remains. Brazil's participation in the decision-making processes of IMF and the World Bank has increased, rising from a little over 1% to slightly above 2%, but this is far from what is desired. In general, little is known about what kind of agenda Brazil defends in the IFIs, since there are no formal consultations or any institutional space for accountability to society.

In relation to the New Development Bank (NDB), for example, the lack of transparency about strategies of the country is utterly concerning. It is not known whether these strategies will continue to support inclusive development; there are no specific definition of *sustainable development*; there is no evidence of any social or environmental safeguards that annul or mitigate negative impacts of the financed actions; there are no formal mechanisms for the participation of civil society or those who will be affected by the projects; and the strategies for aligning its decisions to

the 2030 Agenda are unknown.

In relation to **Target 10.7**¹⁵⁶, Brazil has legislation concerning refugees – Law 9.474/1997 – and has adopted humanitarian policies, as in the cases of Haitians. But only in 2017, was the Migration Law (*Lei de Migração*) – Law 13.445/2017 – sanctioned, ending the Foreigners Statute (*Estatuto dos Estrangeiros*, Law 6815/1980), a legal framework from the military regime (1964-1985) that is based on a *national security doctrine*. The new law provides for the adoption of residence for humanitarian reasons, with emphasis on guaranteeing the rights of migrants, immigrants, visitors, and establishing the definition of stateless persons to accommodate those who lose their nationality. The decree that regulates the law (9.199/2017)¹⁵⁷; however, has been harshly criticized, including by the Federal Public Defender's office (*Defensoria Pública da União*), that requested 47 amendments to the text because they block, in practice, the advances provided by the law¹⁵⁸. According to UN Brazil, in the case of recent Venezuelan immigration crisis¹⁵⁹, the Federal Police reported that 32,859 requests for refugees were made by Venezuelans until April 2018 (96% of them since 2016), but the National Government has issued only 16,941 legal alien resident visas¹⁶⁰.

RECOMMENDATIONS

1. Immediately revoke Constitutional Amendment 95.
2. Promote a progressive, participative and inclusive tax reform. In order to support sustainable and consistent development, taxation should be progressive

and expenses should be aligned with the principles of the 2030 Agenda, with the progressive realisation of rights and non-discrimination.

3. Create the National Foreign Policy Council.
4. Ensure humane reception for migrants and refugees, ensuring their rights and decent treatment.

¹⁵⁵. Target 10.6: Ensure enhanced representation and voice for developing countries in decision-making in global international economic and financial institutions in order to deliver more effective, credible, accountable and legitimate institutions. ¹⁵⁶. Target 10.7: Promote orderly, safe, regular and responsible migration and mobility of people through the implementation of planned and well-managed migration policies. ¹⁵⁷. http://legislacao.planalto.gov.br/legisla/legislacao.nsf/Viw_Identificacao/DEC%209.199-2017?OpenDocument ¹⁵⁸. <http://www1.folha.uol.com.br/cotidiano/2017/11/1936866-lei-de-migracao-entra-em-vigor-mas-regulamentacao-e-alvo-de-criticas.shtml> ¹⁵⁹. <https://gestos.org.br/noticias/anais-pede-ajuda-ao-governo-brasileiro-para-migrantes-venezuelanos-sem-acesso-ao-tratamento-do-hivaid/> ¹⁶⁰. Retrieved 5-May-2018 from <https://nacoesunidas.org/onu-brasil-apoia-nova-interiorizacao-de-cidadaos-venezuelanos-para-cuiaba/>



© Creative commons

SDG 11: SUSTAINABLE CITIES AND COMMUNITIES

MAKE CITIES AND HUMAN SETTLEMENTS INCLUSIVE, SAFE, RESILIENT AND SUSTAINABLE

In Brazil, housing is a fundamental right guaranteed in the Constitution and one of its most serious and pressing problems - the analysis of this SDG will show how the country has been failing for decades to address this issue. Guaranteeing access to safe housing for all, as envisioned in **Target 11.1**¹⁶¹, would require prioritizing and collaborating with different areas of the public administration, addressing political, urban and property issues, which has not yet occurred. According to the 2010 Demographic Census, the number of inhabitants of the so-called “substandard settlements” - a classification from the Brazilian Geography and Statistics Institute (*Instituto Brasileiro de Geografia e Estatística - IBGE*)¹⁶² - increased more than 60%: from less than 7 million in 1991 to 11.4 million in 2010, a total of 3.2

million households. Other statistics, however, estimate that the housing deficit is more than 6.3 million households, concentrated¹⁶³ mainly in urban areas (88% in twenty metropolitan areas).

More than 31.6% of people living in substandard housing have a per capita household income of up to half a minimum wage and only 0.9% have a per capita household income of more than five minimum wages; 27.8% of workers do not have a formal contract, and more than 3.9 million (15.5% of the total) are aged between 0 and 17 years old. In relation to the houses in these settlements, 67.3% have access to a sewage collection system or a septic tank, 72.5% receive electricity with a private meter, 88.3% have a regular water supply; and 95.4% have their garbage collected directly or via

161. Target 11.1: By 2030, ensure access for all to adequate, safe and affordable housing and basic services and upgrade slums. **162.** The sub-standard housing clusters include favelas, occupations, shanty towns, hut-like dwellings, stilt housing, and other irregular settlements. **163.** João Pinheiro Foundation includes settlements that need reform and work due to their risky and deteriorating conditions; the improvised housing, built in non-residential areas, such as shacks, viaducts, buildings under construction, cars, etc.; those characterized as family cohabitations and rented, high-density apartments (at least three people per bedroom); and those in which families with a monthly income of up to three minimum wages use more than 30% of their budget on housing, however livable it may be, establishing the rent as what can be called the onus.

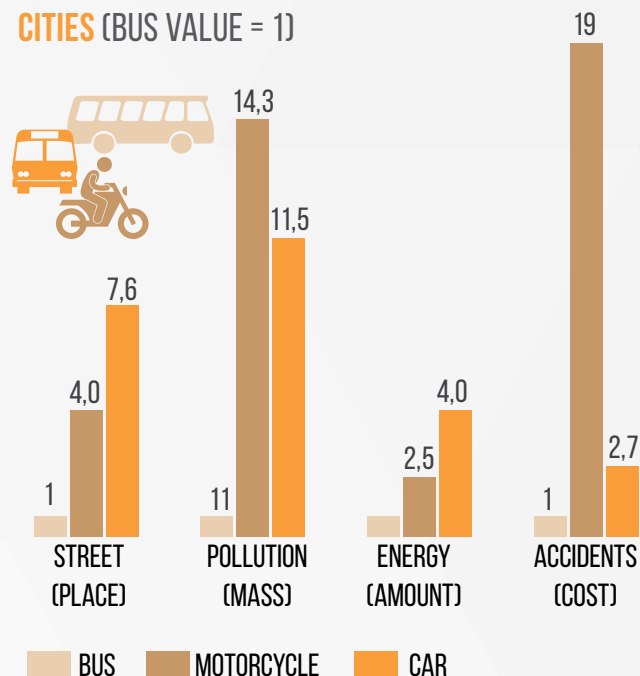
a communal dump. The regions with the highest incidence of people living in *favelas*¹⁶⁴ are the following: the North, with 11.7% (1,849,604 people); the Southeast, with 7.0% (5,580,869 people); and the Northeast, with 6.2% (3,198,061 people). Due to this situation, resolving the housing shortage should be a priority in Brazil, through the implementation of multiple strategies and with an integrated perspective on the territory, with an emphasis on the restriction of real-estate and land speculation.

The laws designed to promote access to transport have not been effectively implemented at any level of the country's administrative system¹⁶⁵. Non-motorized (pedestrian and bicycle) and public transport have not been prioritized and bus fares have been raised over the last fifteen years above inflation rates (IPEA, 2016). On top of being an obstacle to the achievement of **Target 11.2**¹⁶⁶, this harms the population, as transportation is the third highest expenditure of families, and financial support for transportation is provided only for those who are formally employed. The poorest population commits up to 11% of their income to public transportation (IPEA, 2016)¹⁶⁷ and spends in average, 12% more of their time commuting to work in the metropolitan regions (IBGE, 2012)¹⁶⁸. This negatively affects women to a greater extent, as they are the ones who use public transportation the most (Svab¹⁶⁹, 2016; or ITDP¹⁷⁰, 2018, PNAD/IBGE¹⁷¹ 2016) and, specifically, black women, who suffer the greatest inequality in income¹⁷². In relation to traffic safety, between 1999 and 2012, there was a 159% increase in deaths because of car accidents and a 1,080% increase in motorcycle-related deaths. Traffic accidents cost Brazilian society R\$ 40 billion every year (IPEA¹⁷³, 2015). Finally, regarding gender safety, 68% of women declare they are afraid of being harassed in public transportation (YouGov, 2016). The National Urban Mobility Policy (*Política Nacional de Mobilidade Urbana - Law 12.587/2012*) is the main planning instrument, but

it does not require municipalities to inform the drafting of the Urban Mobility Plan (*Plano de Mobilidade Urbana-PMU*) to the Ministry of Cities. According to the National Department for Urban Mobility (*Secretaria Nacional de Mobilidade Urbana*), since 2014, of the 3,342 municipalities that must submit their PMUs, only 193 have stated that they have a fully-drafted Plan.

It is worth noting that 63% of Brazilian municipalities do not have cultural centres, the North-east being the region with the fewest facilities, an indicator that runs con-

Graphic 26. **RELATIVE CONSUMPTION AND IMPACT OF BUS, MOTORCYCLE AND CAR USE IN BRAZILIAN CITIES (BUS VALUE = 1)**



Source: Data from March 2010 - Urban Mobility Information System (ANTI).

164. Pará, with 1,267,159 people (16.7%); Amapá, with 108,086 (16.2%); Rio de Janeiro, with 2,023,744; Amazonas, with 381,307 (11%); and Pernambuco, with 875,378 people (10.0%), are the States with the largest contingent of the population residing in these locations. 165. National Policy on Urban Mobility (PNU) (12.587/2012) and the Accessibility Law (10.098/2000 and 10.048/2000). According to the Ministry of Urban Development, of the 3,342 municipalities that fall under the scope of the law, only 171 concluded their PNU by 2016. If they do not hand them in by April/2018, they will not receive federal funds for urban mobility. In 2015, transportation was made a social right under the Constitution; up until then, it had not been regulated. 166. Target 11.2: By 2030, provide access to safe, affordable, accessible and sustainable transport systems for all, improving road safety, notably by expanding public transport, with special attention to the needs of those in vulnerable situations, women, children, persons with disabilities and older persons. 167. http://repositorio.ipea.gov.br/bitstream/11058/6635/1/td_2192.pdf 168. https://ww2.ibge.gov.br/home/estatistica/populacao/trabalhoerendimento/pnad2012/sintese_defaultpdf_rendimentos.shtm 169. <http://www.teses.usp.br/teses/disponiveis/3/3138/tde-30092016-142308/pt-br.php> 170. http://2rps5v3y8o843iokettbxny.wengine.netdna-cdn.com/wp-content/uploads/2018/01/ITDP-Brasil_-_O-Acesso-de-Mulheres-e-Crianças-a-Cidade_-_JAN-2018-1.pdf 171. <https://biblioteca.ibge.gov.br/visualizacao/livros/liv98887.pdf> 172. [ftp://ftp.ibge.gov.br/Trabalho_e_Rendimento/Pesquisa_Nacional_por_Amostra_de_Domicilios_continua/Trimestral/Caracteristicas_da_forca_de_trabalho_por_cor_ou_raca_2016_04_trimestre.pdf](ftp://ftp.ibge.gov.br/Trabalho_e_Rendimento/Pesquisa_Nacional_por_Amostra_de_Domicilios_continua/Trimestral/Caracteristicas_da_forca_de_trabalho_por_cor_ou_raca/Algumas_caracteristicas_da_forca_de_trabalho_por_cor_ou_raca_2016_04_trimestre.pdf) 173. http://repositorio.ipea.gov.br/bitstream/11058/7456/1/RP_Estimativa_2015.pdf 174. Target 11.4: Strengthen efforts to protect and safeguard the world's cultural and natural heritage

trary to **Target 11.4**¹⁷⁴, which aims to protect and safeguard cultural and natural heritage. In relation to the universal access to safe, inclusive, accessible and green public spaces, as provided by **Target 11.7**¹⁷⁵, despite 23.91% of the Brazilian population having some form of disability, there are no public actions for upgrading and improving sidewalks. Also, according to a study conducted by Action Aid¹⁷⁶, 86% of women are afraid of being harassed in public spaces: 50% have been followed in the street, 44% have been touched, and 8% have been raped.

In relation to **Target 11.a**¹⁷⁷, the Federal Constitution defines the Master Plan (*Plano Diretor*) as the basic tool of the development and urban expansion policy. The Cities Statute (*Estatuto da Cidade* - Law 10.257/2001) made the approval of Master Plans by the Municipal Chambers a legal obligation, and cities with more than 20,000 inhabitants or that are part of the 83 metropolitan regions and urban settlements must review their plan every ten years.

Those falling into the latter category are also bound by the directives of the Integrated Urban Development Plans (*Planos de Desenvolvimento Urbano Integrado - PDUI*), established by the Metropolis Statute (*Estatuto da Metrópole* - Law 13,089/2015¹⁷⁸). However, according to the Basic Information on Municipalities Study (*Pesquisa de Informações Básicas Municipais*²- MUNIC/IBGE, 2015), only 50% (2,786) of the municipalities had a Master Plan, the same percentage from 2013; 12.4% (691) were still drafting their plans; and 37.6% (2,092) did not have one¹⁷⁹. In relation to the PDUI, according to the IPEA¹⁸⁰, among the 83 regions defined by law, only the Metropolitan Region of Grande Vitória has complied with the Statute and has its Plan approved by the government and the Legislative Assembly. The deadline for approval of the PDUIs was January 2018. A Provisional Measure under discussion wants to change this deadline to December 2021.

RECOMMENDATIONS

1. Adapt and create official indicators with data collection methodology for **SDG 11**.
2. Implement different and integrated strategies to reduce housing shortage, such as the construction of new units, the creation of urbanized lots, the urbanization of *favelas*, a standard market basket of construction materials, land-ownership regularization, social house rental, the use of unoccupied/under-used public properties and land.
3. Resume the national public funding allocated to states and municipalities for favela urbanization projects through the reactivation of public processes for the selection of funds by the National Social Interest Habitation Fund (*Fundo Nacional de Habi-*

tação de Interesse Social)¹⁸¹, including resources for project development, technical assistance and land regularization.

4. Implement the National Urban Mobility Policy and the Brazilian Traffic Code (*Código de Trânsito Brasileiro*).
5. Regulate public transportation as a social right, financing it with more than just the tariffs, aiming at social justice through the progression the charging system.
6. Reduce speed limits in cities and promote the rational use of automobiles.
7. Approve Master and Municipal Mobility plans, in line with the regulations provided by the law¹⁸², defining the social functions of cities and urban property, and promoting accessibility.
8. Improve the infrastructure for public transpor-

175. Target 11.7: By 2030, provide universal access to safe, inclusive and accessible, green and public spaces, in particular for women and children, older persons and persons with disabilities. 176. <http://agenciabrasil.ebc.com.br/direitos-humanos/noticia/2016-05/pesquisa-mostra-que-86-das-mulheres-brasileiras-sofreram-assedio-em> 177. Target 11.a: Support positive economic, social and environmental links between urban, peri-urban and rural areas by strengthening national and regional development planning. 178. A review of the Metropolis Statute is under debate in the National Congress via Provisional Measure nr. 818/2018, that alters the Statute and establishes modifications in the deadlines and directives of the Urban Mobility Plans. 179. <https://biblioteca.ibge.gov.br/visualizacao/livros/liv95942.pdf> 180. <http://www.cidades.gov.br/component/content/article?id=4398> http://www.ipea.gov.br/portal/index.php?option=com_content&view=article&id=32908&Itemid=433 181. The National Social Interest Habitation Fund (FNHIS), created by Law 11,124/2005, aims to centralize and manage budgets for the National Social Interest Habitation System (SNHIS) to implement habitational policies for the low-income population. 182. The Cities Statute (Law 10.257/2001), the National Urban Mobility Policy (12.587/2012) and the Accessibility Law (10.098/2000 and 10.048/2000).

tation and active mobility (bicycles and walking), prioritizing, creating and financing accessibility policies and public actions for the upgrading of sidewalks and expansion of the urban cycling infrastructure.

9. Formulate and implement public policies against gender violence in public spaces with integral approaches that do not increase segregation¹⁸³. Train employees and establish effective complaint systems for the reception of public violence victims.

10. Encourage the population within the territory to implement methodologies based on knowledge

and experience exchange, with “inter-generational dialogs for sustainability” that helps people reflect on present and future needs. And to implement processes involving civil society that promote innovative practices through Art and Culture for the construction of sustainable societies.

11. Encourage public administrators to undertake commitments around the implementation and municipalization of the SDGs, including the Sustainable Cities Program (www.cidadessustentaveis.org.br).

¹⁸³. Examples of the carriages designated exclusively for women on public transport.



SDG 12: RESPONSIBLE PRODUCTION AND CONSUMPTION

ENSURE SUSTAINABLE STANDARDS OF PRODUCTION AND CONSUMPTION

The current rate of consumption of goods and services is unsustainable for a world with 7 billion inhabitants. Brazil already has a population of 209 million and this has a significant environmental impact on the planet. At the same time, the country is facing great difficulties in implementing the policies designed to achieve SDG 12. The majority of the indicators proposed cannot be precisely and consistently applied due to a lack of adequate databases in the country, and standardized criteria and methodology around the world.

In relation to **Target 12.1**¹⁸⁴, despite the Brazilian government having launched, in 2011, a Sustainable Production and Consumption Action Plan (*Plano de Ação para Produção e Consumo Sustentáveis - PPCS*), that links the main environmental and development policies of the country, it has yet to be implemented. Not only this, it has no attributed responsibilities, nor deadlines, making it difficult to monitor

the performance of the activities designed to meet the goals and targets. Meanwhile, there is still struggling to implement the National Solid Waste Plan (*Plano Nacional de Resíduos Sólidos - PNRS*), and the Greater Brazil Plan (*Plano Brasil Maior*) only operated between 2011 and 2014 and has been discontinued.

Brazil is inefficient in the management of its abundant natural resources and if this continues, it will not achieve **Target 12.2**¹⁸⁵. There is an enormous waste in industrial and domestic activities, including serious shortfalls in public services, such as the distribution of water. According to the *Trata Brasil* Institute, 17% of the water collected and treated in the country is lost due to leaks, theft and illegal tapping, besides a lack of or incorrect measurement of consumption, resulting in losses of around R\$ 8 billion. UN data on the material footprint and domestic material consumption (DMC) shows that, despite having increased its produc-

184. Target 12.1: Implement the 10-year framework of programmes on sustainable consumption and production, all countries taking action, with developed countries taking the lead, taking into account the development and capabilities of developing countries. 185. Target 12.2: By 2030, achieve the sustainable management and efficient use of natural resources.

tivity in economic activities, Brazil has not reduced its use of raw materials and natural resources between 2000 and 2010 (as detailed in SDG 8).

Obtaining data on food wastage (**Target 12.3**¹⁸⁶) is a challenge in Brazil and the available data is generic and questionable. The Brazilian Corporation of Agricultural Research (*Empresa Brasileira de Pesquisa Agropecuária - Embrapa*) itself acknowledges that the country does not have precise national-wide information. The World Resources Institute Brasil (WRI Brasil) estimates that Brazil wastes 41,000 tons of food per year, which means it is among the 10 most wasteful countries in the world. Sustainable production and consumption are intrinsically linked to the sustainable management of chemical products and waste. Brazil is a signatory to all the Multilateral Environmental Agreements (MEAs) that are considered indicators in **Target 12.4**¹⁸⁷: the Basel, Stockholm, Rotterdam and Minamata Conventions as well as the Montreal Protocol. In addition to meeting international commitments, it is also important to assess the local scenario, including the extensive and indiscriminate use of pesticides in Brazil - more than 7 liters per inhabitant per

year. It is also worth emphasizing that the Minamata Convention took four years to be ratified (in 2017) and it is facing great difficulties being implemented, since Brazil has no studies on the sources or emissions of mercury. In relation to the Stockholm Convention on Persistent Organic Pollutants, in 2015, social and environmental movements denounced that there had been no extensive public consultation before the adoption and dissemination of the National Implementation Plan (*Plano Nacional de Implementação - PNI*), which is a requirement foreseen in the implementation process.

In relation to **Target 12.5**¹⁸⁸, it is estimated that around 160,000 tonnes of solid waste is produced every day in Brazil, of which around 40% could be reused or recycled. However, according to the Institute of Applied Economic Research (*Instituto de Pesquisa Econômica Aplicada - IPEA*), in 2017, just 13% of urban solid waste was recycled. Despite the National Solid Waste Policy, which established producers' responsibilities over the life cycle of their products, very little has been done in this regard. The municipalities are responsible for drafting their Solid Waste Management Plans, but it has not been possible

Table 3. **BRAZIL'S COMMITMENT IN THE MULTILATERAL ENVIRONMENTAL AGREEMENTS (MEAS)**

Name of Multilateral Environmental Agreement	Date of ratification in Brazil	Internalization instrument	Brazilian % of Compliance (UN, 2015)
The Basel Convention on the Control of Transboundary Movements of Hazardous Wastes and their Disposal (1989)	01/10/1992	Decree No. 875/1993, Decree No. 4.581/2003 and Conama Resolution No. 452/2012	66.7%
The Stockholm Convention on Persistent Organic Pollutants (2001)	16/06/2004	Legislative Decree No. 204/2004 and Decree No. 5.472/2001	66.7%
The Rotterdam Convention on Prior Informed Consent Procedure for Certain Hazardous Chemicals and Pesticides in International Trade (1988)	16/06/2004	Legislative Decree No. 197/2004 and Decree No. 5.360/2005	100%
The Minamata Convention on Mercury (2013)	08/08/2017	Legislative Decree No. 99/2017 and Decree No. 114/2017	N/A
The Montreal Protocol on Substances that Deplete the Ozone Layer (1987)	19/03/1990	Decree No. 99.280/1990	100%

Source: UN Data(2015)

186. Target 12.3: By 2030, halve per capita global food waste at the retail and consumer levels and reduce food losses along production and supply chains, including post-harvest losses. **187.** Target 12.4: By 2020, achieve the environmentally sound management of chemicals and all wastes throughout their life cycle, in accordance with agreed international frameworks, and significantly reduce their release to air, water and soil in order to minimize their adverse impacts on human health and the environment. **188.** Target 12.5: By 2030, substantially reduce waste generation through prevention, reduction, recycling and reuse.

to find one municipality that considers the division of the selective collection into three types of waste (Recyclable, Organic and Reject). At the same time, the sectoral agreements reached (regarding packaging in general, and packaging of lubricant oils and light bulbs), that could make manufacturers more responsible for the life cycle of their products, had very limited targets, and do not actually contribute to a reduction of the amount of waste produced.

Analyzing the implementation of **Target 12.6**¹⁸⁹ is challenging considering that the National System of Information on Solid Waste Management (*Sistema Nacional de Informações Sobre a Gestão dos Resíduos Sólidos - SINIR*) is outdated and includes a number of inconsistencies, impelling us to use data from the companies that generate the waste themselves or have some conflict of interest. Non-compliance with the PNRS can also be noted when the order of priority in the management of waste is not respected. In other words, the non-generation, the reduction, the reuse and the recycling sequence is not considered in the decision-making process. The result is that compostable or recyclable materials are still being sent to landfills, or that technologies that waste natural resources and have a negative effect on health, such as incineration, are insistently used. In Brazil, there is a lack of data on companies' sustainability reports. The only one found was an initiative by Global Reporters that, in 2008 and 2010, published evaluations of the sustainability reports written by companies in the country.

In relation to **Target 12.7**¹⁹⁰, we can see that the government did make efforts to promote sustainable public purchasing practices, one example being the creation of the Sustainable Public Contracting Portal (*Portal de Contratações Públicas Sustentáveis - PCPS*) by the Ministry of Planning. In addition to this, the PCPS has this topic as one of its priority issues. The government purchasing sector takes a share of around 15% of the Gross Domestic Product (GDP) and, according to the Ministry of the Environment¹⁹¹, the Brazilian Government spends more than R\$ 600 billion on the acquisition of goods and the contracting of services each year.

It is also concerning that in Brazil, Education for Sustainable Development (ESD) is still in a preliminary phase, and the government still depends a lot on UNESCO (United Nations Educational, Scientific and Cultural Organization) for the development of the policies and actions that are essential for achieving **Target 12.8**¹⁹². In the field of environmental education, it is necessary to increase the efforts towards strengthening the abilities of educators and teaching institutions and to implement the National Environmental Educators Policy (*Política Nacional de Educação Ambiental*) (see recommendations in the SDG 4 of this report).

Research and Development (R&D) spending has dropped over recent years due to the political and economic crisis, in both private and public sectors. Examples of this are the cut of 44% made to the budget¹⁹³ of the Ministry of Science, Technology, Innovation and Communication in 2017 (in comparison to 2014), and the budget cuts on university extension programs, a situation that makes achieving **Target 12.a**¹⁹⁴ much more difficult. Despite Brazil being 13th in the world ranking of scientific production, it is 69th in the Global Innovation Index that addresses scientific innovation (see SDG 17).

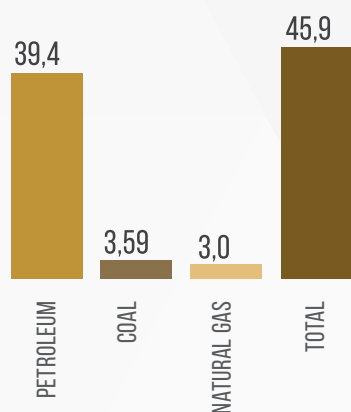
Also, despite Brazil having great potential for sustainable tourism, as outlined in **Target 12.b**¹⁹⁵, it is vastly underused. Since 2015, the Ministry of Tourism has been developing and participating in related initiatives, such as the Sustainability Map and the Braztoa Sustainability Award, however, challenges persist. These are: the expansion of the sustainability of hotel facilities; implementation of systems and parameters for assessing the capacity for visitor support in ecological tourism activities; and the encouragement of the transparent certification of sustainable tourism.

Finally, another challenge to sustainable production and consumption in Brazil, and the achievement of **Target 12.c**¹⁹⁶, is the energy sector. As pointed out in the chapter on SDG 7, despite the increase in the investment in renewable energies, the subsidies for fossil fuels is still high (US\$ 46 billion in 2015, around 2% of the GDP, according to the most recent report from the IMF)¹⁹⁷, which goes entirely against what is proposed by the 2030 Agenda.


189. Target 12.6: Encourage companies, especially large and transnational companies, to adopt sustainable practices and to integrate sustainability information into their reporting cycle. 190. Target 12.7: Promote public procurement practices that are sustainable, in accordance with national policies and priorities. 191. <http://www.mma.gov.br/responsabilidade-socioambiental/a3p/eixos-tematicos/item/526> 192. Target 12.8: By 2030, ensure that people everywhere have the relevant information and awareness for sustainable development and lifestyles in harmony with nature. 193. <http://revistapesquisa.fapesp.br/2017/06/19/financiamento-em-crise/> 194. Target 12.a: Support developing countries to strengthen their scientific and technological capacity to move towards more sustainable patterns of consumption and production. 195. Target 12.b: Develop and implement tools to monitor sustainable development impacts for sustainable tourism that creates jobs and promotes local culture and products. 196. Target 12.c: Rationalize inefficient fossil-fuel subsidies that encourage wasteful consumption by removing market distortions, in accordance with national circumstances, including by restructuring taxation and phasing out those harmful subsidies, where they exist, to reflect their environmental impacts, taking fully into account the specific needs and conditions of developing countries and minimizing the possible adverse impacts on their development in a manner that protects the poor and the affected communities. 197. <http://www.imf.org/external/np/fad/subsidies/data/codata.xlsx>

Graph 27. **SUBSIDIES AFTER TAXES - BRAZIL (2015)**

IN BILLIONS OF DOLLARS (NOMINAL)



AS PERCENTAGE OF THE GDP



Source: FMI (2015)

RECOMMENDATIONS

1. The Action Plan for Sustainable Production and Consumption is focused on consumption but little is said about production. The life cycle of products should be taken into consideration right from the design stage, with allocation of responsibilities and dead-lines for agents.
2. Implement a transition strategy for a circular economy model in the main sectors of the Brazilian economy, focusing on regenerative business models and conservation of biodiversity, as also mentioned in **SDG 8**.
3. Strengthen the National System of Information on the Management of Solid Waste (*Sistema Nacional de Informações sobre a Gestão de Resíduos Sólidos* - SNIRS) as a source of official data on recycling in Brazil.
4. Make the private sector accountable for the incorrect disposal its recyclable materials (landfills, dumps, rivers and the sea).
5. Promote the reduction of the use of plastic packaging and provide incentives for the use of biodegradable packaging.
6. Prohibit any incentives for the burning of plas-

tics, carbonization, pyrolysis, cement ovens, fuels derived from waste and any installation that waste natural resources and accelerate climate change by destroying materials that are capable of being returned to the productive chain. By means of legislation, institute the National Policy for Fighting Food Waste and Loss (*Política Nacional de Combate ao Desperdício e à Perda de Alimentos*), incorporating an order of priority (no-waste, reduction, reuse and treatment - composting and bio-digestion) and considering the waste produced by final consumers, since a large part of the waste sent to landfills is still organic.

7. Provide the consumer with all the relevant information on the products they consume. This should include minimum their hydro-footprint, carbon footprint, the amount of pesticides presented/used and the presence of genetically modified organisms in its composition.
8. Create a national database in which companies publish their sustainability reports.
9. Undertake extensive public consultations to evaluate the National Implementation Plan (*Plano Nacional de Implementação* - PNI) concerning the Stockholm Convention on Persistent Organic Pollutants.



SDG 13: CLIMATE ACTION

TAKE URGENT STEPS TO COMBAT CLIMATE CHANGE AND ITS IMPACTS

Climate change is one of humanity's greatest challenges. The increased concentration of greenhouse gases (GHGs), intensified by human activity since the Industrial Revolution and has grown enormously in the 20th century, is impacting the entire planet. The effects are evidenced by a greater frequency of climate events such as droughts, floods and strong winds, the alterations in the hydrological cycles and the consequent changes in the agricultural productivity patterns. Responding to these changes requires advances in two main areas: mitigation, through actions that reduce GHG emissions, and adaptation for resilience of the human and natural systems to climate variations. Brazil has shown improvement over the last decade, with an 80% reduction in deforestation in the Amazon region, but the land use was and continues to be the biggest source of GHG emissions in the country, mainly due to the loss of forests. Unfortunately, the recent

growth in the deforestation rates and the constant actions of members of the National Congress connected to the rural caucus to reduce the sizes of the Conservation Units (UCs, in portuguese) and to make environmental legislation more flexible, continue to threaten the gains achieved.

In relation to the policies focusing on the two areas for combating climate change (**Target 13.2**¹⁹⁸), in 2009, Brazil implemented the National Policy on Climate Change (*Política Nacional sobre Mudança do Clima - PNMC*), providing for a governance that involves sectoral plans, commitments and facilitation tools. Although not ambitious, since the targets were established on a projection of increasing emissions, in a scenario in which nothing was being done, this policy is notable for allowing the mobilization of stakeholders around the issue. Significant examples of public policies arising from the PNMC, are the Sectoral Plan for Mitigation and Adaptation to Climate

198. Target 13.2: Integrate climate change measures into national policies, strategies and planning.

Changes Aiming to Establish a Low Emission Economy in Agriculture (*Plano Setorial de Mitigação e de Adaptação às Mudanças Climáticas Visando à Consolidação de uma Economia de Baixa Emissão de Carbono na Agricultura* - ABC Plan), that has been in operation for a number of years now, and the National Plan for Adaptation to Climate Change (*Plano Nacional de Adaptação à Mudança do Clima* - PNA). The Brazilian Emissions Reduction Market (Mercado Brasileiro de Redução de Emissões - MBRE) can also be seen as an advance in terms of means of implementation. In 2016, Brazil ratified the Paris Agreement which, as has been mentioned, incorporates the Nationally Determined Contributions (NDCs). As one of the fifteen biggest global emitters of greenhouse gases¹⁹⁹, Brazil presented its NDCs with commitments that interlinked a number of different sectors including energy, forestry and land use, agriculture, industry and transportation, many of which are tied to the implementation of the Forest Code. Despite the amendments made in the Code in 2012, that did not take into account scientific questioning related to climate issues, ecosystemic services and biodiversity conservation, its non-consolidation will be highly damaging in face of the climate change in the country, given the national rate of emissions.

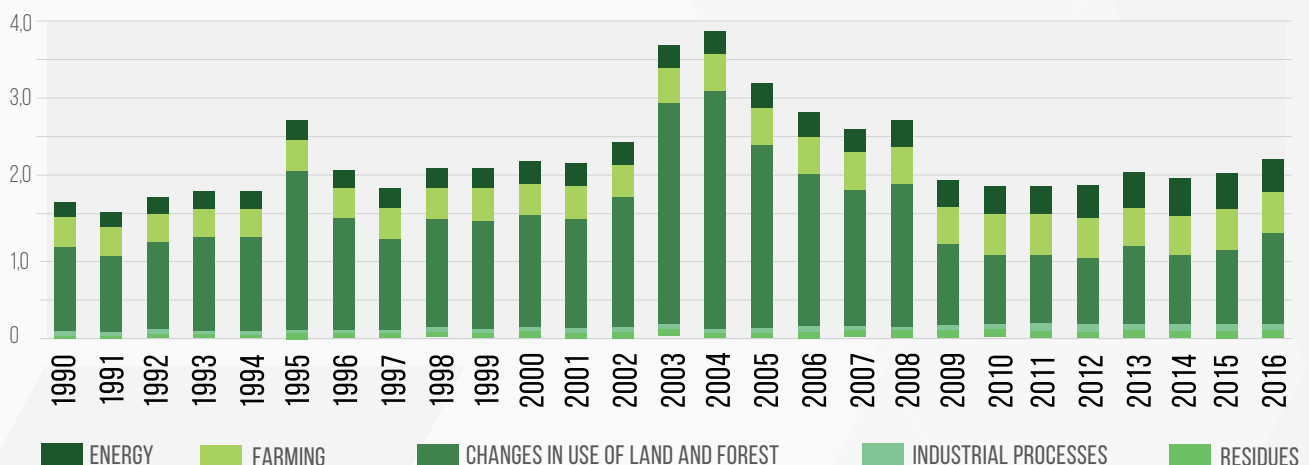
The Brazilian challenge starts, therefore, with the effective execution of the existing mechanisms. In almost

all cases, the results fall short of what is necessary. The ABC Plan has gained importance, but it is facing difficulties in making low carbon technologies the predominant trend in rural areas. The PNA was only launched in 2016, and so far, it has presented few results in the eleven topics of national interest that it identifies. The MBRE has never been officially regulated and exists only in the text of the NPCC, such as is the case of the Environmental Regularization Plans (*Planos de Regularização Ambiental* - PRA) and the Environmental Reserve Quota (*Cota de Reserva Ambiental* - CRA), both foreseen in the Forest Code.

In relation to the advances, we highlight the expressive results of the registration of rural properties in the Rural Environmental Registration (*Cadastro Ambiental Rural* - CAR), also provided by the Forest Code; the creation of the National Plan for Recovery of Native Vegetation (*Plano Nacional de Recuperação da Vegetação Nativa* - Planaveg), that offers paths to achieving the goal of recovering and reforesting 12 million hectares by 2030; and the launch of the National Biofuels Policy (*Política Nacional de Biocombustíveis* - RenovaBio) that aims to increase the share of sustainable bio-energy in the Brazilian energy grid.

Particularly in relation to resilience and adaptation (**Target 13.1**²⁰⁰), one great challenge involves better handling the risks of natural disasters. Despite not suffering from earthquakes, tsunamis or any sorts of large-scale

Graph 28. **TOTAL GREENHOUSE GAS EMISSIONS IN BRAZIL BY SECTOR (IN GTS OF CARBON DIOXIDE EQUIVALENT)**



Source: System for Greenhouse Gases Emission and Removal Estimatives (Sistema de Estimativas de Emissões e Remoções de Gases de Efeito estufa - SEEG)

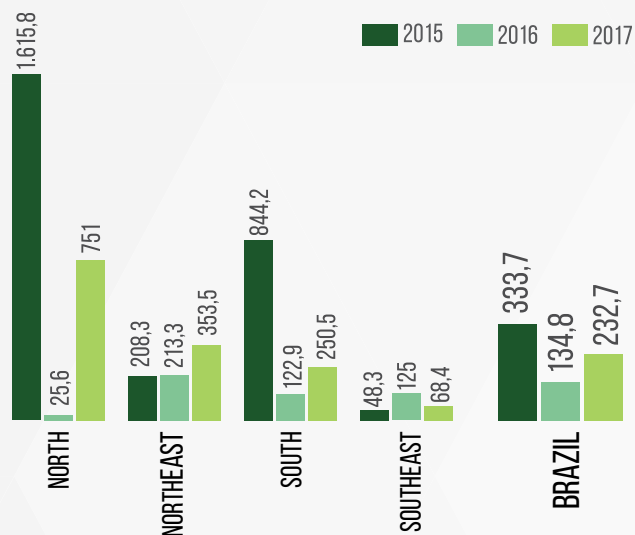
¹⁹⁹. Source: <http://edgar.jrc.ec.europa.eu/overview.php?v=CO2andGHG1970-2016&sort=des8> ²⁰⁰. Target 13.1: Strengthen resilience and adaptive capacity to climate-related hazards and natural disasters in all countries.

disasters, Brazil is exposed to a series of natural disasters, mostly hydro-meteorological events such as droughts, torrential rains and landslides.

According to data published by the Igarapé Institute, based on information presented to the National Government by state and municipal Civil Defense organizations, through the Integrated System of Information on Disasters (S2ID), around 6.4 million people have been made homeless or been displaced because of natural disasters in Brazil over the last 18 years. Regional inequality is also evident, as seen in disaggregated data on the impact of disasters on the population. A study conducted by the World Bank and the Federal University of Santa Catarina estimated that between 1995 and 2014, the financial losses arising from disasters in Brazil reached R\$ 183 billion (R\$ 800,000 per month)²⁰¹. The first National Plan for the Management of Risks and Responses to National Disasters (*Plano Nacional de Gestão de Riscos e Resposta a Desastres Naturais*) was launched in 2012, presenting a quite complete structure. However, until now of the

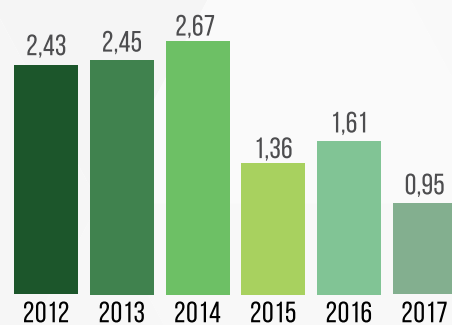
R\$ 15 billion foreseen in the Plan, only around half has actually been spent²⁰². Furthermore, the non regulation of the 2012 National Policy on Protection and Civil Defense (*Política Nacional de Proteção e Defesa Civil*) until today, indicates the neglect of the National Government with the issue. In the state and municipal levels, less than half of local governments have implemented any sort of disaster risk reduction strategy aligned with the national strategies²⁰³.

Graph 29. **NUMBER OF DEATHS, MISSING PERSONS AND DIRECTLY AFFECTED PERSONS DIRECTLY AFFECTED BY DISASTERS*** PER 100,000 INHABITANTS



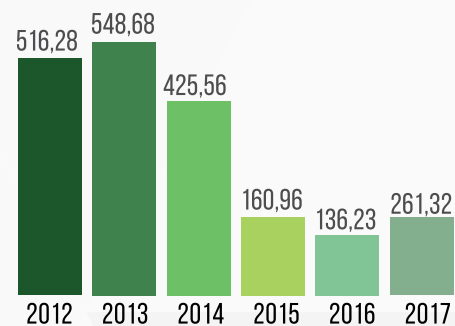
Source: IBGE (<https://indicadoresods.ibge.gov.br/objetivo13/indicador1311>)

Graph 30. **SPENDING ON NATURAL DISASTER PREVENTION PROJECTS PER YEAR, IN BILLIONS OF R\$**



Source: Ministry of Planning and National Integration; Cemaden – National Center for Monitoring Natural Disasters (Centro Nacional de Monitoramento e Alerta de Desastres Naturais)

Graph 31. **PROJECTS DIRECTLY RELATED TO THE PREVENTION OF DISASTERS IN URBAN AREAS, SUCH AS DRAINAGE AND SLOPE STABILIZATION IN MILLIONS OF R\$***



* Figures refer to abbreviation 2040: Risk and Disaster management
Source: Ministry of Planning and National Integration; Cemaden

201. Source: <http://www.ceped.ufsc.br/wp-content/uploads/2017/01/111703-WP-CEPEDRelatoriosdeDanoslayout-PuB-LIC-PORTUGUESE-ABSTRACT-SENT.pdf> 202. Source: <http://temas.folha.uol.com.br/natureza-do-desastre/introducao/politica-de-prevencao-de-desastres-naturais-definha-no-pais.shtml> 203. Source: <https://indicadoresods.ibge.gov.br/objetivo13/indicador1313>

In terms of environmental education (**Target 13.3**²⁰⁴), the country's most important bench-mark is the Environmental Treaty for Sustainable Societies and Global Responsibility (*Tratado de Educação Ambiental para Sociedades Sustentáveis e Responsabilidade Global*), which has not yet resulted in the effective incorporation of the issue of climate change into the national education plans. The issue never appears in opinion studies about political candidates' priorities, who always focus on social issues, corruption and economic performance²⁰⁵ (read more in SDGs 4 and 12).

In relation to strengthening institutional capacity and sharing of technology, the Green Patents Pilot Program (*Programa Piloto de Patentes Verdes*) succeeded significantly in reducing the time spent on the analysis of applications for new patents. It is essential to create mechanisms for the governance and control of GHG emissions through the improvement of inventory technologies and through continuous monitoring of deviations, as is the case of illegal deforestation outbreaks.

Brazil took an important step forward in enabling access to resources for mitigation and adaptation to climate change (**Target 13.a**²⁰⁶) with the launch, after public consultation, of the Country Program for the Green Climate Fund (Global Climate Fund)²⁰⁷. The Program defined national priorities and presented a strategy for engagement

with the Fund, which includes the appropriation, by developing countries, of the results of the projects and programs to be financed with its resources. On the other hand, the country lost part of its ability to combat the climate changes with the reduction of the resources donated by Norway to the Amazon Fund, due to the recent increase in the rates of deforestation, which demonstrates a lower level of national commitment to the issue. During the last decade, Brazil was a national benchmark for its notable reduction in the loss of its vegetation.

The variation in long-term temperatures disproportionately affects more the population in conditions of socioeconomic vulnerability. The evidence also suggests that the temperature variation and the increased incidence of meteorological disasters contribute to worsening women's economic conditions and social rights²⁰⁸ (**Target 13.b**²⁰⁹). Brazil has limited disaggregated data related to the effects of climate change. Both in the PNA and NDC, gender is mentioned only once as something to be considered in their actions, and there is no defined strategy for approaching it. The PNA has a specific strategy for the local communities and at-risk populations, that has been drawn up together with the Ministry of the Environment, the National Indigenous Foundation (*Fundação Nacional do Índio*) and the Ministry of Social Development.

RECOMMENDATIONS

1. Regulate and put into practice the Brazilian Emissions Reduction Market (*Mercado Brasileiro de Redução de Emissões*- MBRE), envisioned in the National Policy on Climate Change.
2. Make available sufficient budget resources to implement the National Adaptation Policy and guar-

antee enough investment to prevent disasters and develop communities' resilience to climate change.

3. Reduce the capital cost of public financing for investments that promote the elimination or lower emission of greenhouse gases, including those involving the National Bank for Economic and Social Development (*Banco Nacional de Desenvolvimento Econômico e Social* - BNDES), and eliminate subsidies and tax incentives for fossil

204. Target 13.3: Improve education, awareness-raising and human and institutional capacity on climate change mitigation, adaptation, impact reduction and early warning. **205.** Source: https://static-cms-si.s3.amazonaws.com/media/filer_public/0d/c4/0dc466d0-a5c8-46cb-bbac-0e846860deba/retratosdasociedade-brasileira_43_perspectivasparaaseleicoesde2018.pdf **206.** Target 13.a: Implement the commitment undertaken by developed-country parties to the United Nations Framework Convention on Climate Change to a goal of mobilizing jointly \$100 billion annually by 2020 from all sources to address the needs of developing countries in the context of meaningful mitigation actions and transparency on implementation and fully operationalize the Green Climate Fund through its capitalization as soon as possible. **207.** http://www.fazenda.gov.br/noticias/2018/marco/secretaria-de-assuntos-internacionais-lanca-programa-pais-do-brasil-para-o-fundo-verde-do-clima/ProgramaPasdoBrasilparaoGCF_versofinal.pdf **208.** <https://www.sciencedirect.com/science/article/pii/S0305750X18300664199> **209.** Target 13.b: Promote mechanisms for raising capacity for effective climate change-related planning and management in least developed countries and small island developing States, including focusing on women, youth and local and marginalized communities.

fuels and market agents which do not comply with environmental legislation.

4. Implement renewability targets for the energy grid and production chains beyond the commitments assumed in the Nationally Determined Contributions (NDCs), by creating a market of certification tied to energy production or renewable products.

5. Produce an annual deforestation report covering all Brazilian biomes.

6. Implement environmental legislation in the country, using a participative and transparent approach to regulate the Environmental Regulation Programs and the Environmental Reserve Quotas, provided by the Forest Code.

7. Act on the most pressing bottlenecks affecting Low Carbon Agriculture, by expanding the technical assistance, the rural extension and the dissemination of technology, in synergy with other national and international sources and mechanisms.

8. Ensure budget resources to implement Planavég measures and fulfill the NDC's commitments related to the recovery and restoration of native vegetation.

9. Promote and implement the Renovabio, aiming to overcome the renewability targets for the energy grid established in the NDCs.

10. Develop and fund an environmental education project guided by the Environmental Treaty for Sustainable Societies and Global Responsibility.



SDG 14: LIFE BELOW WATER

CONSERVE AND SUSTAINABLY USE THE OCEANS, SEAS AND MARINE RESOURCES FOR SUSTAINABLE DEVELOPMENT

As the world's largest ecosystem, the oceans are tied to socio-ecological processes and ecosystem services that are fundamental to maintaining life. They regulate the climate system and provide food (fishing and aquaculture), transportation and leisure, among other elements essential for human health and well-being. At the UN Ocean Conference (June, 2017), Brazil and other 192 countries reaffirmed their Voluntary Commitments to the implementation of **SDG 14** and the need to develop integrated approaches in order for social organizations and groups to directly participate in the definition, implementation and monitoring of its targets and indicators. A large part of the Brazilian population lives in the coastal zone, but we have been witnessing a rapid deterioration of health and quality of Brazilian water, coastal and marine resources. This is a result of

the population growth over recent centuries, associated with economic exploration (e.g. mining and energy), pollution generated by poor waste management, and few public policies for the sector. Ecosystems have a tolerance threshold to absorb and adapt to social and environmental impacts. Among the many challenges Brazil faces, we highlight the urgent need of a governance that integrates the various dimensions of sustainability, and is oriented to the evolution of a low carbon blue economy.

Considering that the first World Ocean Assessment report organized by the UN (December, 2015) indicates the degeneration of Brazilian and South Atlantic marine ecosystems, we stress the low effort being made to understand and act on the effects of global environmental changes in this region, which makes the achievement of all targets a lot more difficult, including **Target 14.1**²¹⁰.

210. Target 14.1: By 2025, prevent and significantly reduce marine pollution of all kinds, in particular from land-based activities, including marine debris and nutrient pollution.

The Brazilian state has low capacity to manage marine resources that support extractive (artisanal fishing) or non-extractive (ecological tourism or diving) use. This is demonstrated by the lack of sectoral and intersectoral planning, the lack of interlinked and effective implementation that considers the different responsible institutions and levels (local, regional, national and global), and the serious deficiencies in monitoring use processes, as well as the absence of the assessments (cumulative, synergistic, and supportive capacity).

In this sense, we also highlight the absence of specific and measurable objectives and indicators in the commitments made by the Brazilian state (mainly with regard to **Targets 14.2**²¹¹, **14.4**²¹², **14.a**²¹³ and **14.c**²¹⁴), that allow us to monitor social and ecological equity, market access, attention to the production chain, marine spatial planning efforts, and improvements in fisheries governance.

Finally, there is a lack of appropriate financing mechanisms for the achievement and social control of tar-

gets, which makes it difficult to effectively implement the actions provided by the agenda. It is urgent to strengthen instruments such as the National Policies on Basic Sanitation and Solid Waste (*Políticas Nacionais de Saneamento Básico e de Resíduos Sólidos*) and its integration with the National and State Hydro-Resource Policies (*Políticas Nacional e Estaduais de Recursos Hídricos*). Doing this would help to structure the economic-ecological zoning, to improve and strengthen environmental licensing mechanisms, to perform regular and effective environmental monitoring on the quality and conservation status of coastal ecosystems, and to effectively implement other instruments provided by the National Environmental Policy (*Política Nacional de Meio Ambiente*), the National Coastal Management Plan (*Plano Nacional de Gerenciamento Costeiro*) and the National Plan for Adaptation to Climate Change (*Plano Nacional de Adaptação à Mudança do Clima*). This will guarantee the sustainability of marine ecosystems and resources.

RECOMMENDATIONS

1. Plan and protect the marine areas established by the National System of Conservation Units (SNUC) through participatory processes, respecting the different Brazilian and international instruments that address participation and land use by traditional populations.
2. To intercede with the respective instances for the National and State Water Resources Policy to advance with respect to the importance of water as a limited resource and as an integral component of coastal ecosystems, endowed with economic value

and the matrix of various ecosystem services that are fundamental for survival and well-being of all species. Strengthen programs such as the RAMSAR Network.

3. Strengthen dialogue at the municipal, state and federal levels and ensure the direct, active and plural participation of society on the implementation of Agenda 2030 and with representatives of government committees such as the Coastal Management Integration Group (GI-GERCO) and the Interministerial Commission for the Resources of the Sea. Ensure the participation and social control of public policies.

4. Ensure the necessary resources (including finan-

211. Target 14.2: By 2020, sustainably manage and protect marine and coastal ecosystems to avoid significant adverse impacts, including by strengthening their resilience, and take action for their restoration in order to achieve healthy and productive oceans . **212.** Target 14.4: By 2020, effectively regulate harvesting and end overfishing, illegal, unreported and unregulated fishing and destructive fishing practices and implement science-based management plans, in order to restore fish stocks in the shortest time feasible, at least to levels that can produce maximum sustainable yield as determined by their biological **213.** Target 14.a: Increase scientific knowledge, develop research capacity and transfer marine technology, taking into account the Intergovernmental Oceanographic Commission Criteria and Guidelines on the Transfer of Marine Technology, in order to improve ocean health and to enhance the contribution of marine biodiversity to the development of developing countries, in particular small island developing States and least developed countries. **214.** Target 14.c: Enhance the conservation and sustainable use of oceans and their resources by implementing international law as reflected in UNCLOS, which provides the legal framework for the conservation and sustainable use of oceans and their resources, as recalled in paragraph 158 of "The Future We Want".

cial) to carry out all the activities prioritized in the Actions no. 15 and 16 of the Federal Plan of Action for the Coastal Zone (2017-2019), which are under the responsibility of organized civil society. Develop quantitative and qualitative indicators, databases and collaborative studies on the interaction between SDGs and the development of the low carbon blue economy. Define concepts, guidelines and standards for the 'Shared Use of the Marine Environment' (CIRM Resolution 1/2013) and others related to **SDG 14**.

5. To expand and technically qualify the discussions and initiatives with the government, sectoral public agencies, civil society and sector entities to approve a public policy for the conservation and sustainable use of the Brazilian marine biome (Bill No. 6969/2013).

6. Consider the provisions of the UN Convention on the Law of the Sea (UNCLOS) and the Code of Conduct for Responsible Fisheries (CCPR), as well as other relevant international provisions such as the Convention on Migratory Species (CMS) and the International Whale Commission (IWC), on environmental impacts, management of fishing activities and measures for the conservation of marine living resources in the Exclusive Economic Zone. Develop a consistent agenda for the imple-

mentation of the National Guidelines for Artisanal Fisheries, according to the report "Vital Fishing", prepared by fishermen from all over Brazil.

7. Formulate public policies aimed at promoting the sustainable non-extractive use of marine resources, in particular community-based Ecotourism and Conservation Units, with broad participation of coastal communities.

8. With regard to waste thrown in the sea, create and implement public policies and communication and education strategies; standardize and improve an integrative and prepositive database and methodology for collecting and analyzing marine litter; strengthen interdisciplinary research and waste management initiatives to reduce economic losses related to marine pollution; and establish a Sea Garbage Observatory.

9. Strengthen "Orla" Project's Management Committees in coastal municipalities, considering their different scales and respecting the instruments and strategies cited in this report, especially considering the agendas of the coastal committees of the river basin committees.

10. Strengthen and promote civil society partnerships with the platform developed by IBGE's to monitor indicators and demonstrate advances in SDGs in Brazil.

SDG 15: LIFE ON LAND

PROTECT, RECOVER AND PROMOTE THE SUSTAINABLE USE OF LAND ECOSYSTEMS, MANAGE FORESTS IN A SUSTAINABLE MANNER, COMBAT DESERTIFICATION, DETER AND REVERSE THE DESTRUCTION OF THE LAND AND STOP THE LOSS OF BIODIVERSITY

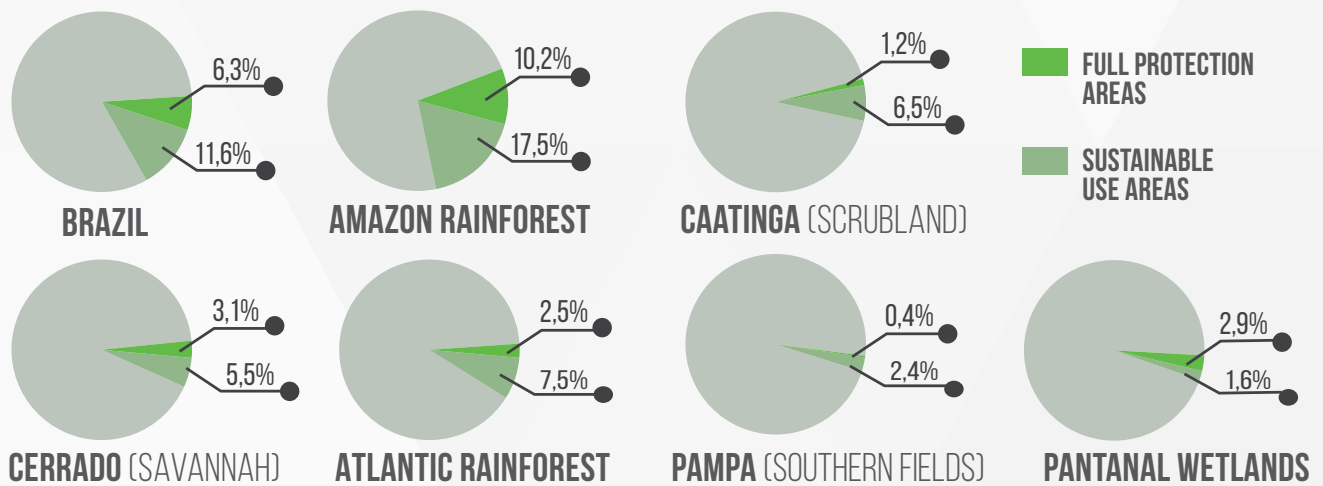
Biodiversity is traditionally divided into three levels: ecosystems, diversity of species, and genetic diversity, elements that ensure appropriate conditions for human life, such as the availability of drinking water, food and air quality. Brazil is one of the world's countries classified as “megadiverse”, with a vast number of endemic species and ecosystems that have enormous influence on climate balance. Such genetic diversity offers countless opportunities for the sustainable management of natural resources for economic purposes, but the constant threats to this enormous asset – deforestation, use of pesticides, soil degradation, among others –, represent a great threat to the country's population life condition, with impacts that extend beyond national boundaries. In this sense, the most vulnerable segments of the population are people mostly

affected by degradation, since they directly depend on natural re-sources and environmental services.

A portrait of this disturbing scenario is the under-achievement of the National Biodiversity Targets, aligned with the Aichi Targets. In the first commitment period under the Convention on Biological Diversity (*Convenção para Diversidade Biológica* - CDB), which expired in 2010, Brazil fulfilled only 2 of the 51 national targets. It is clear that the lack of interlinked policies and the continuous threats to Brazilian biodiversity point to the permanence of this scenario in the following period, that will end in 2020.

In relation to **Target 15.1**²¹⁵, 58% of Brazil's territory is covered by natural and planted for-ests. The Amazon region represents more than 70% of the total , and

Graph. 32. **PERCENTAGE OF CONSERVATION AREAS PER BIOME**



Source: National Registry of Conservation Units (Cadastro Nacional de Unidades de Conservação - CNUC) / Ministry of Environment (MMA)

it is the second largest forest area in the world, behind only Russia. The preservation of these areas are regulated by different public policies, such as the Forest Code, which provides for the Permanent Preservation Areas (*Áreas de Preservação Permanentes* - APP) and the Legal Reserve, the most important mechanisms for the preservation of our native vegetation. In addition, the National System of Conservation Units (*Sistema Nacional de Unidades de Conservação* - SNUC), created in 2000, has several categories for integral protection and sustainable use of territories. Indigenous Lands are fundamental for the protection of ecosystems and biodiversity.

Internationally, Brazil has set important targets for the recovery of forests, especially through its Intended Nationally Determined Contribution (*Contribuição Nacional Determinada* - NDC), linked to the Paris Agreement. Its main target is to restore and reforest 12 million hectares of multi-use forests by 2030. To this end, its main implementation tool is the National Plan for the Recovery of Native Vegetation (*Plano Nacional de Recuperação da Vegetação Nativa* - Planaveg), launched in November 2017.

Brazilian NDC is committed to strengthening the compliance with the Forest Code and to achieve zero il-

legal deforestation, but the reality is different. The Forest Code's implementation has been slow and the Conservation Units (*Unidades de Conservação* - UC) are under constant threat in the National Congress, with continued attempts to reduce its areas, as in the case of the Jamanxim National Forest, which leads the list of most deforested 50 Federal UCs from 2012 to 2015 throughout the Amazon.

These processes are obstacles to achieve **Target 15.2**²¹⁷- forest protection and combating deforestation. Brazil is still doing very little to explore its potential for income generation and development through conservation and forest management. Despite advances in initiatives to Reduce Emissions by Deforestation and Degradation (*Redução das Emissões por Desmatamento e Degradação* - REDD), with the creation of the National Commission for REDD (*Comissão Nacional para REDD* - Conaredd+), the results are still negligible, due to the Commission's imbalanced internal structure, and the low level of participation by civil society and interested population. There has also been no progress on key issues, such as the creation of a public and transparent record of reductions and transactions, and the possibility of offsetting emissions from other sectors by acquiring REDD credits.

215. Target 15.1: By 2020, ensure the conservation, restoration and sustainable use of terrestrial and inland freshwater ecosystems and their services, in particular forests, wetlands, mountains and drylands, in line with obligations under international agreements. 216. http://www.florestal.gov.br/snif/images/stories/RecursosFlorestais/boletim_snif_recursos%20florestais_dez2016_final.pdf 217. Target 15.2: By 2020, promote the implementation of sustainable management of all types of forests, halt deforestation, restore degraded forests and substantially increase afforestation and reforestation globally.

The destruction of natural ecosystems creates a very real possibility of loss of genetic diversity and entire species. In relation to **Target 15.5²¹⁸**, it is estimated that 9.6% of Brazil's fauna and 45.9% of its flora are threatened in different risk categories, according to the "red books" published by the Chico Mendes Institute of Conservation of Biodiversity (*Instituto Chico Mendes de Conservação da Biodiversidade* - ICMBio) and the National Center for the Conservation of Flora (*Centro Nacional de Conservação da Flora* - CNCFlora), part of the Rio de Janeiro Botanical Gardens' Research Institute. The main action for addressing this situation is drafting the National Action Plans for the Conservation of Endangered Species or Speleological Heritage (*Planos de Ação Nacional para a Conservação das Espécies Ameaçadas de Extinção ou do Patrimônio Espeleológico* - PAN). However, this ongoing effort has little effect when the main causes of biodiversity loss have been intensified, specially through non-sustainable agriculture, excessive use of pesticides and illegal deforestation, as well as over-exploitation of underground natural resources. Brazil also shows little concern over the risks related to invasive species (**Target 15.8²¹⁹**), about which we have little information.

The lack of a strategic vision when it comes to Brazil's genetic heritage (**Target 15.6²²⁰**) and its potential contribution to development, reinforces this situation. Despite its megadiversity, Brazil has been reluctant to ratify the Nagoya Protocol, the most important global agreement on the issue. Not even the definition of a national legal framework for access to genetic resources and distribution of benefits to traditional communities (Biodiversity Law 13,123/2015), has been enough to advance, including by confronting some of the precepts of the CDB and Convention 169 of the International Labor Organization (ILO), both international treaties ratified by Brazil.

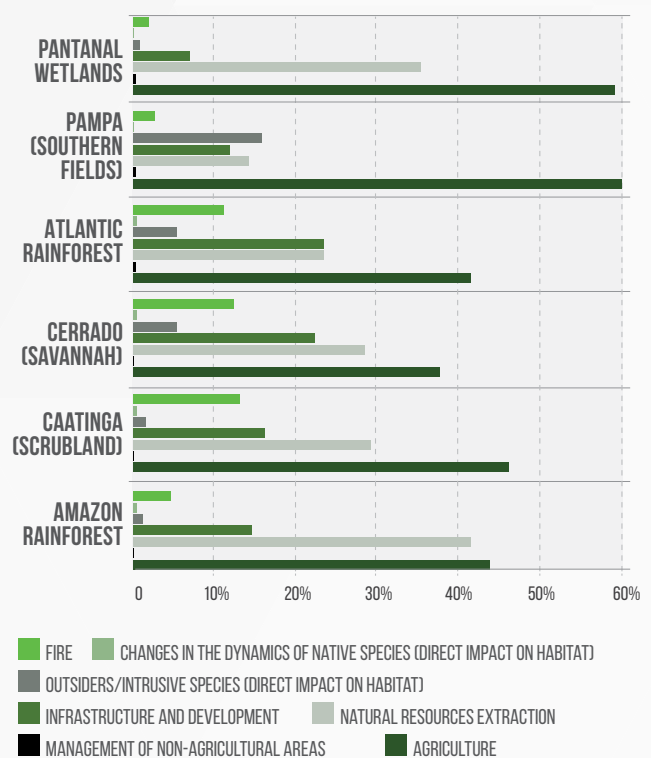
In relation to **Target 15.3²²¹**, according to the Ministry for the Environment (*Ministério do Meio Ambiente* - MMA), 16% of Brazilian territory is susceptible to desertification, where a large part of the population lives in conditions of socioeconomic vulnerability.

Actions to combat desertification are concentrated in the MMA, but the demand for liaising between different ministries and sectors of society has not been addressed,

which limits the scope of public policies. The National Commission to Combat Desertification (*Comissão Nacional de Combate à Desertificação* - CNCDD), created in 2008, did not meet the expected results. In 2013, the Audit of the Federal Audit Court (*Tribunal de Contas da União* - TCU), in the then National Program to Combat Desertification and Mitigate the Effects of Drought, highlighted the weaknesses of national governance for these issues and its consequent low efficiency.

Despite the non-existence of consolidated data on the conservation of mountain ecosystems in Brazil (**Target**

Graph. 33. **REASONS FOR HABITAT LOSS FOR EACH BRAZILIAN BIOME ACCORDING TO CMP/UICN MENACE CLASSIFICATION - 2.1 VERSION**



Source: Rio de Janeiro Botanical Garden Institute of Research (*Instituto de Pesquisas Jardim Botânico do Rio de Janeiro*) - The red book of Brazil's Flora (*O Livro vermelho da Flora do Brasil*)

218. Target 15.5: Take urgent and significant action to reduce the degradation of natural habitats, halt the loss of biodiversity and, by 2020, protect and prevent the extinction of threatened species. 219. Target 15.8: By 2020, introduce measures to prevent the introduction and significantly reduce the impact of invasive alien species on land and water ecosystems and control or eradicate the priority species. 220. Target 15.6: Promote fair and equitable sharing of the benefits arising from the utilization of genetic resources and promote appropriate access to such resources, as internationally agreed. 221. Target 15.3: By 2030, combat desertification, restore degraded land and soil, including land affected by desertification, drought and floods, and strive to achieve a land degradation-neutral world.

15.4²²²), there is a legal framework designed to protect these areas. Its main instrument is the Forest Code, which defines the characteristics of hills and mountains areas to be considered Areas of Permanent Preservation (*Áreas de Preservação Permanente* - APP). However, the same law establishes that it is allowed to continue agrosilvopastoral activities, ecotourism and rural tourism in APPs created until July 22, 2008. This possibility was being questioned by a Direct Unconstitutionality Action (ADI), rejected by the Federal Supreme Court (STF) in February 2018, officially confirming

the weakening of the protection mechanisms for these areas.

In relation to facilitation mechanisms (**Targets 15.a²²³, 15.b²²⁴ and 15.c²²⁵**), we can see a reduction in the amount of investment in environmental protection, with resulting in biodiversity across all of Brazil's biomes. The ICMBio budget, responsible for maintenance of the Federal Conservation Units, was cut by 44% in 2018 in relation to its allocation the previous year. This trend has been consolidated year after year, as demonstrated by the loss of more than 25% of the MMA budget between 2013 and 2018.

RECOMMENDATIONS

1. Stop the conservation unit reduction processes and those that threaten territorial rights of indigenous, *quilombola* and traditional communities.
2. Immediately ratify the Nagoya Protocol, regulating access to genetic resources and the fair and equal distribution of the benefits of its use.
3. Create an economic development plan based on the valorization of genetic resources and non-timber forest products, and promoting bio-industries.
4. Eliminate production from illegal deforestation or illegal exploitation of Brazilian production chains, attributing co-responsibility to the buyers of illegal and non-traceable forest-based products.
5. Impose monetary fine corresponding to the value of the carbon emitted as a result of the illegal

conversion of land use, with a surcharge applicable to endangered ecosystems and hotspots.

6. Increase the composition of the Conaredd+²²⁶ and make sure its governance regulations are compatible with globally recognized models, with full participation of civil society.

7. Push for the formulation of a "Landscape and Territory Planning Study", covering the entire Brazilian territory, to act as the basis for an ecological-economic zoning proposal that would be open for public debate.

8. Define indicators for monitoring all **SDG 15** targets, adapted to national reality, and to guide the actions developed by government and society, including the monitoring of existing policies that still have not been implemented effectively.

222. Target 15.4: By 2030, ensure the conservation of mountain ecosystems, including their biodiversity, in order to enhance their capacity to provide benefits that are essential for sustainable development. 223. Target 15.a: Mobilize and significantly increase financial resources from all sources to conserve and sustainably use biodiversity and ecosystems. 224. Target 15.b: Mobilize significant resources from all sources and at all levels to finance sustainable forest management and provide adequate incentives to developing countries to advance such management, including for conservation and reforestation. 225. Target 15.c: Enhance global support for efforts to combat poaching and trafficking of protected species, including by increasing the capacity of local communities to pursue sustainable livelihood opportunities. 226. <http://redd.mma.gov.br/pt/comissao-nacional-para-redd>



SDG 16: PEACE, JUSTICE AND STRONG INSTITUTIONS

PROMOTE PEACEFUL AND INCLUSIVE SOCIETIES FOR SUSTAINABLE DEVELOPMENT, PROVIDE ACCESS TO JUSTICE FOR ALL AND CONSTRUCT EFFECTIVE, RESPONSIBLE AND INCLUSIVE INSTITUTIONS AT ALL LEVELS

The strengthening of Brazilian institutions through the fight against corruption and the promotion of governmental transparency is an essential requirement for achieving sustainable and inclusive development and **Target 16.5**²²⁷. This has been the objective of a large portion of the organized civil society and of the country's executive power control bodies. One example of it is the

increase, between 2016 and 2017²²⁸, in registration of disciplinary processes to determine the receipt of undue advantages, and accountability processes of private entities to investigate acts harmful to the public administration. The possibility of registration came in 2017 with the approval of an ordinance that regulated the Attribution of Responsibility of Private Entities Management System (*Sistema*

²²⁷. Target 16.5: Substantially reduce corruption and bribery in all their forms. ²²⁸. Data obtained via the response to the request for information filed by the ARTIGO 19 NGO to the Ministry of Transparency and Controllorship-General of the Union, in April 2018. There was an average of 261 disciplinary inquiries filed to investigate receipt of undue advantages in the sphere of the Federal Executive Power between 2014 and 2015, a number that rose to 322 between 2016 and 2017. In 2016, 17 processes of Private Entity Accountability were filed, whilst 132 were filed in 2017. (Full information at: <<http://artigo19.org/biblioteca/esferas/view/889>>).²¹⁷. Target 16.5: Substantially reduce corruption and bribery in all its forms

de Gestão de Procedimentos de Responsabilização de Entes Privados) and made it compulsory to register cases that fall within the aforementioned categories²²⁹.

Another action with the same purpose was the National Strategy for the Combating of Corruption and Money Laundering (*Estratégia Nacional de Combate à Corrupção e à Lavagem de Dinheiro* - ENCCLA). Coordinated since 2003 by the Ministry of Planning, with the participation of around 70 different agencies, the initiative has had positive results such as the implementation of the National Program of Training for the Combating of Corruption and Money Laundering (*Programa Nacional de Capacitação e Treinamento para o Combate à Corrupção e à Lavagem de Dinheiro* - PNLD) and the creation of specific transparency metrics for the annual evaluation of government agencies, which could contribute to **Targets 16.4**²³⁰ and **16.6**²³¹.

The advances, however, have not prevented Brazil from occupying 96th place in the 2017 global ranking of corruption perception published by Transparency International²³², eighteen positions below than the previous year's ranking. This is due to the practical ineffectiveness of many laws and a number of control institutions suffering

from lack of support, and human and financial resources. In terms of money laundering, legislation that defines the final beneficiary and guarantees protection for the complainant in good faith has not yet been drafted (we only have an infra-legal regulation of the Federal Revenue).

As for the right to access to information, which is inherent to democracy and fundamental to ensure freedom and responsive decision-making, there still exist serious problems. Among them can be mentioned: the absence of an independent and specific national institution to deal with transparency policies; the lowering of the institutional position of the Federal Comptroller General's Office (*Controladoria Geral da União* - CGU), the lack of data protection of the person requesting information, little information on social participation and difficulties in implementing the Law on Access to Information (*Lei de Acesso à Informação* - LAI) in states and municipalities, as well as in the Judiciary.

In addition to the LAI, the mandatory governmental Target Plans (*Planos de Metas*) are an important tool for social control that still need greater extension and consolidation in Brazilian society. These plans contain priorities,

Diagram 13.



229. http://www.camposmello.adv.br/export/sites/cma/pt_BR/novidades-recursos/recursos/2014/Portaria-CGU-1996.2017.pdf 220. Target 16.4: By 2030, significantly reduce illicit financial and arms flows, strengthen recovery and return of stolen assets, and combat all forms of organized crime. 230. Target 16.4: By 2030, significantly reduce illicit financial and arms flows, strengthen the recovery and return of stolen assets and combat all forms of organized crime. 231. Target 16.6: Develop effective, accountable and transparent institutions at all levels. 232. International Transparency Ranking, available at <https://static1.squarespace.com/static/5a86d82132601ecb510239c2/t/5a8d-c5b89140b-72fa5081773/1519240719239/IPC+2017+-+RELATO%CC%81RIO+GLOBAL.pdf> 233. “World Health Statistic 2017”. At <http://apps.who.int/iris/bitstream/handle/10665/255336/9789241565486-eng.pdf;jsessionid=8BBF7DF957C27688A2895A958098D014?-sequence=1> 234. Target 16.1: Significantly reduce all forms of violence and related death rates everywhere. 235. Data from the “Homicide Monitor” project conducted by the Igarapé Institute. Available at: <http://homicide.igarape.org.br/> 236. Produced by the Institute of Applied Economics and Research. Available at: <http://www.ipea.gov.br/atlasviolencia/>

strategic actions, indicators and quantitative and qualitative targets that public authorities have committed themselves to implement. They need to do so while respecting the electoral campaign guidelines of elected governments and forcing governors to periodically report on the achievement of goals and financial resources expended through a platform that facilitates the monitoring of civil society. The requirement to elaborate a plan of goals represents a radical change in the way of doing politics in Brazil, however, the implementation of this measure has been slow.

In dealing with aspects of justice and efforts against violence proposed in **SDG 16**, Brazilian perspectives are worse than those related to social participation, anti-corruption and transparency, and they are possibly a reflection of them.

It is important to mention that Brazil, alongside Colombia, is one of the American continent's most dangerous countries for human rights defenders. Of the 212 cases registered in the region, 156 occurred in these two countries, according to a report published by the Frontline Defenders organization in 2017²³⁷. The Fighting Lives (*Vidas em Luta*) report, published in 2017 by the Brazilian Committee of Defenders of Human Rights (*Comitê Brasileiro de Defensores de Direitos Humanos*)²³⁸, notes the increase in the criminalization of defenders and social movements, in parallel with the increase in violence, mainly in rural areas.

The murder of the sociologist and city councillor Marielle Franco (PSOL-RJ) and her driver Anderson Pedro Gomes, occurred in Rio de Janeiro in March 2018, stands out as an emblematic case of the situation Brazilian society is facing²³⁹. The case mobilized the Brazilian civil society, who demanded an impartial investigation to determine who ordered the crime, and that the issues Marielle fought for should not be forgotten.

Brazil is among the five countries without armed conflict that have the worst rates of homicide of male ado-

lescents and children between the ages of 10 and 19 years old: 59 deaths for every 100,000 people in this age group in 2015²⁴⁰. According to the United Nations Children's Fund (UNICEF), 75% of young people who died in 2014 were black or multiracial. Data shows homicides in Brazil have "age, color, gender and address". Everyday we face the extermination of the young, black, poor and geographically marginalized population - this is nothing but a true genocide. The rates of violence against children and adolescents (**Target 16.2**²⁴¹) are also of great concern. As can be seen in SDG 5, 58.91% of accusations received by the *Disque 100* hotline in 2017 involved offenses against minors²⁴².

Furthermore, Brazilian State can be viewed as an agent of violence in various spheres, from the growing number of fatalities as a result of police action, to the institutional violence of the penitentiary services and the so-called protection services. The predominant use of punitive and repressive measures in strategies used to combat violence in Brazil have prioritized policies of massive incarceration. 34% of prisoners of the general prison population are temporary²⁴³. And just 24 out of the country's 27 States have a Public Defender's Office, and of these, only four have attorneys working in all judicial districts²⁴⁴, which undermines the right to equal access to justice, as recommended in **Target 16.3**²⁴⁵.

The disproportional focus on the punishment of drug crimes, including possession and use, continues to be the leading cause of overcrowding the Brazilian prison system. Drug trafficking crimes account for 28% of the criminal incidents for which individuals are deprived of freedom have been condemned or await judgment. Amongst men, 26% of convictions are for crimes connected to drug trafficking, while amongst women this percentage rises to 62%²⁴⁶. It is important to stress that 67%²⁴⁷ of incarcerated population is black and when it comes to women this percentage rises to 68%.

237. Report on Frontline Defenders, available at: <file:///C:/Users/iobredopuente/Downloads/annual_report_spanish_2017_.pdf> 238. Available at: <https://terradireitos.org.br/uploads/arquivos/WEB_Terra-de-Direitos_Vidas-em-Luta_100817_web.pdf> 239. Born and raised in the 'Complexo da Maré' settlement, Marielle Franco stood out for her militant-feminist position, in the black movement, and for her accusations of violations, committed principally by the police, in the communities of Rio de Janeiro. She received the fifth highest number of votes in the most recent municipal council elections. <http://artigo19.org/blog/2018/03/15/assassinato-de-marielle-franco-deve-ter-investigacao-celere-e-rigorosa/> 240. A familiar face: violence in the lives of children and adolescents?: Available at: <https://www.unicef.org/brazil/pt/EVAC_SummaryBrochure_Portugues_Final.pdf> 241. Target 16.2: End abuse, exploitation, trafficking and all forms of violence against and torture of children. 242. Report of accusations from the 'Disque 100' hotline. Available at: <http://www.mdh.gov.br/disque100/balanco-2017-1> 243. National Board of Justice, Special Jurisdiction Meeting, (2017). Available at: <http://www.cnj.jus.br/files/conteudo/arquivo/2017/02/b5718a7e7d6f2edee274f93861747304.pdf> 244. Available at: <http://www.conjur.com.br/2016-jan-21/apenas-quatro-estados-defensoria-todas-comarcas> 245. Target 16.3: Promote the rule of law at the national and international levels and ensure equal access to justice for all. 246. National Survey of Penitentiary Information, 2016. Available at: <http://www.justica.gov.br/news/ha-726-712-pessoas-presas-no-brasil/relatorio_2016_ju_nho.pdf> 247. Data published by the Ministry of Justice in the National Survey of Penitentiary Information (INFOOPEN), 2014. Available at: <http://www.justica.gov.br/news/mj-divulgara-novo-relatorio-do-infopen-nesta-terca-feira/relatorio-depen-versao-web.pdf>

RECOMMENDATIONS

1. Strengthen technical staff of the institutions of the System for Ensuring Rights - Guardians Councils (*Sistema de Garantia de Direitos – Conselhos Tutelares*), the courts of the Judiciary and other public agencies responsible for investigating and resolving accusations of violence against children and adolescents.
2. Interlink national and sub-national public policies that serve children and adolescents, as well as their families, who are in situations of risk and/or social vulnerability.
3. Expand structure and response capacity of the channels set up to receive reports of violence against children and adolescents.
4. Implement the mechanisms outlined in Law 13,431/2017, that establish the System for Ensuring Rights for children and adolescents who have been victims or witnesses of violence.
5. Approve Preliminary Law No. 4,471/2012, aiming to end the “victims of police actions” (*autos de resistência*) and expand the mechanisms for investigation of deaths caused by police intervention.
6. Revoke all legislative proposals that undermine the Disarmament Statute - Law No. 10,826/2003.
7. Structure active search processes for children and adolescents without civil registration.
8. Invest in approaches that focus on primary, secondary and tertiary prevention to reduce criminal violence.
9. Create programs that invest in professional training, the rehabilitation and mentoring of

young people, and encourage young people to finish high school and empower women and girls.

10. Look for alternatives to incarceration, especially for young people.
11. Decriminalize possession and use of small amounts of drugs, together with proportional and alternative sentences.
12. Prioritize investment in locations with high incidence of crime.
13. Produce disaggregated data and information on the distribution of violent crimes.
14. Strengthen agencies responsible for social control and political transparency, with appropriate human and financial resources.
15. Sign the Regional Agreement on the Access to Information, Public Participation and Access to Justice on Environmental Matters, also referred to as the “Escazú Agreement”.
16. Train public employees in information access and management, mainly at municipal and state levels and in the organs of Justice.
17. Approve legislation on the final beneficiary and protection of those making accusations in good faith.
18. Encourage the reform of anti-corruption legislation in the country, including - in relation to this issue - prevention, control and social participation, education, investiture of public agents, transparency and access to information, dismantling of bureaucracy, political party responsibility and democracy, corporate integrity, detection, investigation, punishment, inter-institutional liaising, international cooperation and recovery of assets.



SDG 17: PARTNERSHIPS FOR THE GOALS

STRENGTHEN THE MEANS OF IMPLEMENTATION AND REVITALIZE THE GLOBAL PARTNERSHIP FOR SUSTAINABLE DEVELOPMENT

The external cooperation sector is in a promising position for Brazil to achieve **SDG 17**. However, the inconsistency between income and the allocation of public resources prevents it to be put into practice. There is an enormous imbalance in state funding, leading to a low return on investment for society, while regressive tax policies encourage investment and compromise the country's ability to achieve the SDGs. Also, the murky nature of Public-Private Partnership (PPP) agreements presents another difficulty for the political-legal system — a system that allows the country to better address its economic, social and environmental challenges, and make advances towards development that is at least minimally sustainable. Finally, the growing debt (73% of the GDP) is of great concern, but the State is submitting itself to financialization that puts a stranglehold on the allo-

cation of public resources, in an ineffective vicious circle that is made worse by policies that are out of sync with the 2030 Agenda principles, such as the relaxation of labor laws (Law 13,467/2017) and Constitutional Amendment 95/2016 (long-term tax adjustment in social areas), measures that have been extensively criticized throughout this report.

Over the last five years, there has been a massive drop in the financing of the Internal Revenue (**Target 17.1²⁴⁸**), that fell from R\$ 52.5 million in 2013 to R\$ 34 million in 2017, a reduction of 33.3%, that has reduced the capacity for tax collection.

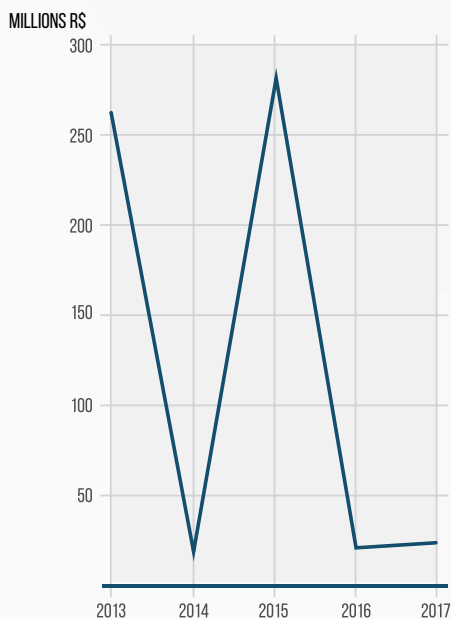
Brazil is not a country that has traditionally donated financial resources (**Target 17.2²⁴⁹**) — indeed there is no legislation for it — but the country does act, via technical cooperation, through projects in other countries developed

248. Target 17.1: Strengthen domestic resource mobilization, including through international support to developing countries, to improve domestic capacity for tax and other revenue collection. 249. Target 17.2: Developed countries to implement fully their official development assistance commitments, including the commitment by many developed countries to achieve the target of 0.7 per cent of ODA/GNI to developing countries

by its public institutions. In 2017, according to the Brazilian Cooperation Agency (*Agência Brasileira de Cooperação*)²⁵⁰, 168 South-South cooperation projects and eleven involving triangular cooperation (with a developed country in a developing country) were in operation. The amount invested in cooperation is lower than the funds that Brazil receives from developed countries' cooperation agencies (R\$ 1.2 billion in 2015). According to the 2017 budget, R\$ 36.6 million was disbursed for "International Cooperation" in the item "Special Charges". However, since 2013, this area has experienced great disbursement volatility (see graph below), demonstrating policy inconsistency. Officially, there are no projects in Brazil designed to develop training focused on the implementation of the SDGs as part of this cooperation.

As has been shown throughout this report, since 2015, while floundering in the deep political-institutional crisis that resulted in the interruption of the presidential mandate, the

Graph 34. **BRAZILIAN SPENDING ON INTERNATIONAL COOPERATION**



Source: Transparency Portal

government goal shifted to fiscal austerity. Even so, the public debt grew at a rate greater than revenue, reaching R\$ 3.55 trillion (14%). The service of renegotiation and general charges relating to the debt for 2018 alone represents 33% of the National budget (**Target 17.4**²⁵¹).

Brazilian investments in less-developed countries (**Target 17.5**²⁵²) were affected by the economic and institutional crisis involving construction and energy companies, including the National Bank for Economic and Social Development (*Banco Nacional de Desenvolvimento Econômico e Social* – BNDES) investment cuts. The Car Wash Operation (*Operação "Lava-Jato"*) affected international relations with many different Latin American, Caribbean and African countries, but the BNDES remains capitalized, with a net profit of R\$ 6 billion in 2017. There is diversity in the technical cooperation for the expansion of multilateralism. Partnerships are established throughout different agencies such as the Public Prosecutor's Office, Embrapa, the Osvaldo Cruz Foundation or Federal Universities.

Neither Brazil nor the UN have managed to operationalize the Sustainable Technologies Databank (**Target 17.8**²⁵³) or the Technology Capacity Building Mechanism (*Mecanismo de Facilitação Tecnológica* - TFM), approved by the Addis Ababa Action Agenda, which is still in the planning phase.

The amount of exportation of products with a high level of intellectual capital and aggregated value, such as software and cultural assets, including cinema, is small when making a general comparison, accounting for little in the item "Other Products" in the agenda of the Ministry of Industry, Overseas Trade and Services. Products with little complexity represent 48% of exports, while products with high aggregate value and exported technology emerge from the Brazilian Aeronautical Company (*Empresa Brasileira de Aeronáutica* - Embraer): aircraft (US\$ 3.6 billion) and motors (US\$ 3.2 billion). Investment in technology that was already low continues getting reduced: it fell from 0.393% (R\$ 7.958 billion) of the National Government's budget for the Ministry of Science, Technology, Innovation and Communication in 2016, to 0.389% of the budget (R\$ 7.186 billion) (**Targets 17.8**²⁵⁴ and **17.10**²⁵⁵). Of the total Education budget (R\$ 110 billion), just 0.3191% goes to

and 0.15 to 0.20 per cent of ODA/GNI to least developed countries; ODA providers are encouraged to consider setting a target to provide at least 0.20 per cent of ODA/GNI to least developed countries. **250.** www.abc.gov.br Accessed on: April 23, 2018. **251.** Target 17.4: Assist developing countries in attaining long-term debt sustainability through coordinated policies aimed at fostering debt financing, debt relief and debt restructuring, as appropriate, and address the external debt of highly indebted poor countries to reduce debt distress. **252.** Target 17.5: Adopt and implement investment promotion regimes for least developed countries. **253.** Target 17.8: Fully operationalize the technology bank and science, technology and innovation capacity-building mechanism for least developed countries by 2017 and enhance the use of enabling technology, in particular information and communications technology. **254.** Target 17.8: Fully operationalize the technology bank and science, technology and innovation capacity-building mechanism for least developed countries by 2017 and enhance the use of enabling technology, in particular information and communications technology. **255.** Target 17.10: Promote a universal, rules-based, open, non-discriminatory and equitable multilateral trading system under the World Trade Organization, including through the conclusion of negotiations under its Doha Development Agenda. **256.** Target 17.10: Promote a universal, rules-

science and technology, making it difficult to meet the **SDG 4**.

The country continues applying protectionist trade tariffs. According to Siscomex/MDIC, the group of taxes applied on importation (Import Tax, IPI and ICMS) could reach 70% of the original price of the product if it originates from a country outside the Mercosur Customs Union (**Target 17.10**²⁵⁶). The member countries of this trade block adopt the common external customs tariff, which requires them to practice the same import tariff of countries from outside the block. But this does not stop the countries from adding on other tariffs during the process, as Brazil has done to make up the import tax amount through the addition of the IPI and ICMS.

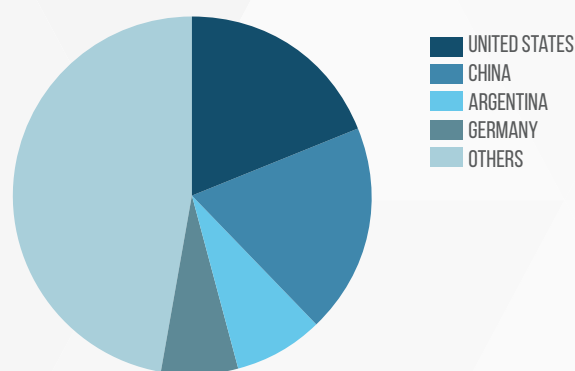
The United States has remained the country from which Brazil imports the most, followed by China and Argentina. Bolivia is the least developed country exporting to Brazil, its leading export being gas. Mozambique is the only country on the list of LDCs which Brazil imports from (**Target 17.11**²⁵⁷).

In Brazil, Public-Private Partnerships (PPPs) (**Target 17.17**²⁵⁸) are forms of concession contracts, regulated by Law No. 11,079/2004. According to Brazilian laws their main characteristic is its long-term nature (contracts running between 5 and 35 years) and the minimum value of twenty million reais. The approval of federal partnerships is performed by the Public-Private Partnerships Management Committee (*Comitê Gestor de Parcerias Público-Privadas*), composed by the Ministry of Planning, the Civil House, and the Ministry of Treasury. The concession system covers everything from the administration of natural parks, such as the Chapada dos Veadeiros, to the manufacture of military weapons or the maintenance of street lighting. The lack of transparency in the contracts, the financial losses of the public entities and the expectation of inefficiency, led to a drop in the adoption of PPPs in 2017. In Pernambuco, the Health Care PPP, for example, is under investigation. In the city of São Paulo, the partnership working with street lighting was suspended because the contract signed was disadvantageous to public interest.²⁵⁹

In 2017, the transfer of public funds to non-profit organizations, including those offering hospital services, political parties, social organizations and governmental institutions, was R\$ 7 billion, 14% less than in 2016. The largest transfer of funds in 2017 was to the Caiuá Indigenous Evangelical Mission (*Missão Evangélica Indígena Caiuá*) (missionary and health care work), which received R\$ 459 million (almost 50% less than in 2016), the National Energy and Materials

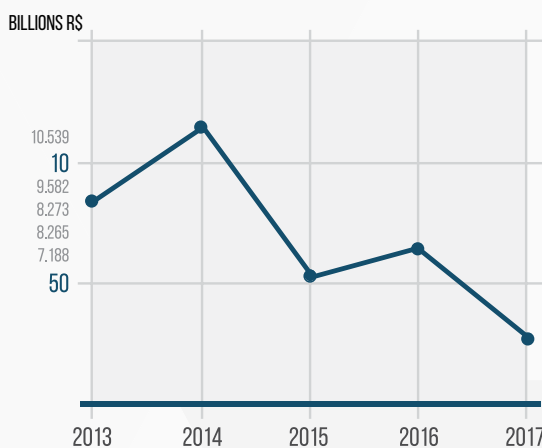
Research Center (*Centro Nacional de Pesquisa em Energia e Materiais - CNPEM*), with R\$ 390 million, and the National Research and Teaching Network (*Rede Nacional de Pesquisa e Ensino*), with R\$ 250 million. Brazil should use the Social Organizations Regulatory Framework (*Marco Regulatório das Organizações Sociais - MROSC*) to ensure greater transparency in the partnerships between non-governmental entities and governments. According to Brazilian Geography and Statistics Institute' (*Instituto Brasileiro de Geografia e Estatística - IBGE*)²⁶⁰, there are more than 290,000 NGOs registered, with

Graph 35. **COUNTRIES THAT EXPORT MORE THAN BRAZIL**



Source: Official data from ABC, RFB, MiCES and Transparency Portal

Graph 36. **TRANSFER OF FUNDS TO NON-PROFIT ORGANIZATIONS**



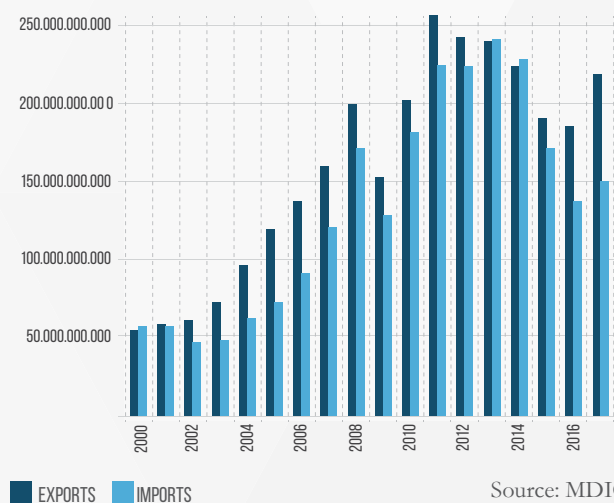
Source: Official data from ABC, RFB, MiCES and Transparency Portal

-based, open, non-discriminatory and equitable multilateral trading system under the World Trade Organization, including through the conclusion of negotiations under its Doha Development Agenda. **257.** Target 17.11: Significantly increase the exports of developing countries, in particular with a view to doubling the least developed countries' share of global exports by 2020. **258.** Target 17.17: Encourage and promote effective public, public-private and civil society partnerships, building on the experience and resourcing strategies of partnerships. Data, monitoring and accountability **259.** www.brasil.gov.br, www.jusbrasil.com.br (accessed in April 2018) **260.** www.ibge.gov.br, www.portaldatransparencia.gov.br (accessed in April 2018).

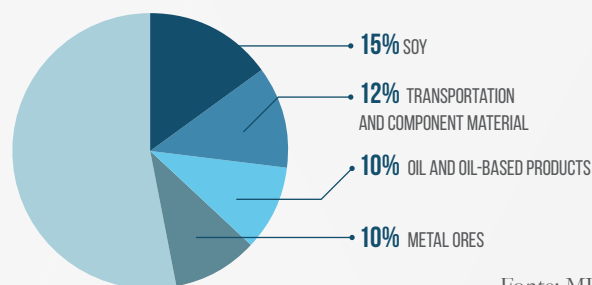
various sizes, objectives and characteristics. Despite the legal basis that has been created for the operation of civil society in Brazil, those working in the defense of human and environmental rights continue to risk their lives, as was outlined in SDG 16 and highlighted by the murder of the Rio de Janeiro city councilor Marielle Franco.

In relation to **Target 17.19**²⁶¹, the full operation of the National Commission for the SDGs (*Comissão Nacional dos ODS*), created in 2016, which already has a basic work plan for the implementation of the 2030 Agenda in Brazil, is a positive institutional step forward for the monitoring and accountability of the 2030 Agenda. Despite the advances made in the ‘Transparency Portal’, on the websites of IBGE, IPEA and the country’s Ministries, to facilitate access to information, not all the items are clearly explained, as is the case with the generic ‘Other Products’, related to exportation, or the mysterious ‘Other Special Charges’ in the item ‘Special Charges’ of the national spending. The different systems of governments’ data collection still have to be integrated, with the exception of the SEADE, São Paulo statistics agency, that has been developing an advanced statistics interface. In April 2018, IBGE launched a digital interface designed to monitor the SDGs, but it is still incomplete.

Graph 37. **IMPORTATIONS AND EXPORTATIONS - BRAZIL**



Graph 38. **MOST EXPORTED PRODUCTS IN 2017**



RECOMMENDATIONS

1. Audit the tax incentives policy in Brazil, implement the Solidarity Tax Reform and include health taxes (on tobacco and ultra-processed food products), taxes on large fortunes, on financial transactions (TTF) and on income, exempting the country from taxes on generalized consumption, production and labor.
2. BNDES should adopt conditions from the 2030 Agenda in new financing contracts and develop a portfolio to finance innovative sustainable social projects.
3. IBGE should accelerate the integration of SDG

targets and indicators in the collection of information, with disaggregated data.

4. The State should integrate technology across the different banks of information and optimize the presentation of aggregated data.
5. Approve the Bill of Law that regulates the transfer of Brazilian public funds overseas for cooperation projects.
6. Make greater political and economic efforts to strengthen the Mercosur and the regional integration of Unasul.
7. Ensure funding to Brazilian civil society so it is able to contribute to the dissemination and implementation of the 2030 Agenda at all levels (local, national, regional and international).

261. Target 17.19: By 2030, build on existing initiatives to develop measurements of progress on sustainable development that complement gross domestic product, and support statistical capacity-building in developing countries.

SDG 16: CASE STUDY UCO²⁶²

ACCESS TO JUSTICE IN PERNAMBUCO

Just like Brazil, the State of Pernambuco is experiencing an escalation of violence that has a great effect on the socio-political, cultural and economic spheres, while public authorities have been unable to implement effective responses involving preventive social policies and fair and equal access to justice. Pernambuco has around 9.5 million inhabitants and has the sixth highest number of incarceration in Brazil (367.2 prisoners per 100,000 inhabitants), the majority of whom are young, black, poor and male, with a total of 34,556 individuals sharing 11,495 penitentiary vacancies. Homicide, the main crime against life registered in Pernambuco (94.71%), is increasing, suggesting that we are far from achieving **Target 16.1**²⁶³: 5,426 reports were registered in the Department of Social Defense in 2017²⁶⁴, against 3,890 in 2015, and the main victims (87.97%) were between 18 to 30 years old and 31 to 65 years old. Men accounted for 94.01% of the victims of murder (CONDEPE/FIDEM, 2017)²⁶⁵.

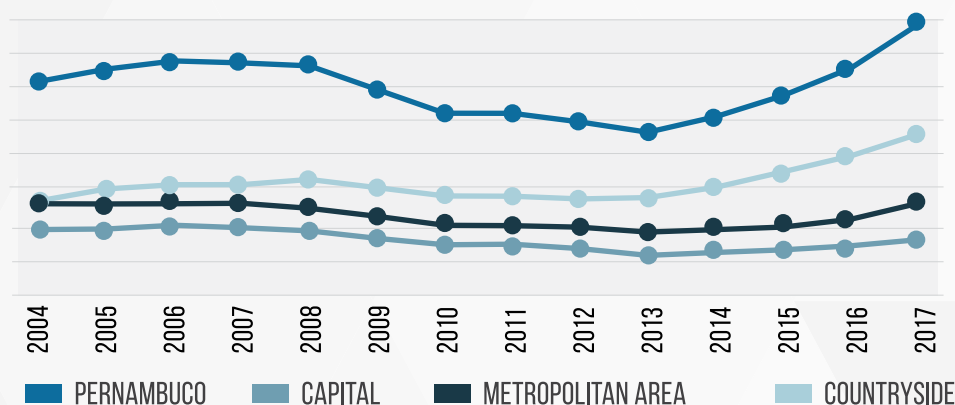
Between 1997 and 2006, Pernambuco had a murder rate of more than 50 homicides per 100,000 inhabitants (MJ, 2016), which is above national rates, a situation that started being reversed in 2007 with the implementation of the state

Program called Pact For Life (*Pacto Pela Vida*), which resulted in a drop of 36%²⁶⁶. The rates started to increase again in 2014 (graph 39) and in 2017, they reached 57.09/100,000 inhabitants, an increase of 21.14% on the rate recorded in 2016, which was 47.67/100,000 inhabitants.

There are no disaggregated data in Brazil and in Pernambuco to respond to the indicators on percentage of young women and men aged between 18 and 29 years who suffered sexual violence until the age of 18 (**Target 16.2**²⁶⁷). The data suggests that in 2017, there was a reduction in the number of rapes reported to police (2,178) in relation to the period between 2011 and 2016. The majority of reported cases occurred in Recife (403), Jaboatão (143), Olinda (138), Paulista (113), Caruaru (86), Cabo de Santo Agostinho (74) and Petrolina (66). Since the vast majority of people do not contact public security bodies to report rape, it is estimated that this data is inaccurate due to underreporting.

It is also challenging to analyze the equality of access to justice, as set out in **Target 16.3**²⁶⁸, when the information on pre-trial detention centers does not identify the prison population by gender, race, age group or level of education,

Graph 39. ANNUAL EVOLUTION OF THE NUMBER OF VISITS IN CVLI IN THE STATE OF PER-NAMBUCO BY REGION - JAN/2004 TO DEC/2017



Source: SDS/PE, 2018

262. Case study performed by Gestos-Soropositividade, Comunicação e Gênero, with the support of the OPEN SOCIETY FOUNDATION. 263. Target 16.1: Significantly reduce all forms of violence and related death rates everywhere. 264. Available at: <http://www.sds.pe.gov.br/> Accessed on: 23-Apr-2018. 265. CODEPE/FIDEM. Quarterly Bulletin of the Conjuntura Criminal em Pernambuco - 4th Quarter. Recife: CONDEPE/FIDEM, 2017. 266. Rattón et al. (2014) in 2017 Atlas of Violence. 267. Target 16.2: End abuse, exploitation, trafficking and all forms of violence against and torture of children. 268. Target 16.3: Promote the rule of law at the national and international levels and ensure equal access to justice for all.

creating gaps that make it difficult to understand the obstacles to improve the prison system. INFOPEN/2016 shows that of the 79 detention and penitentiary facilities in Pernambuco, all under public management, 92.4% are for men (73), 6.3% for women (5) and 1.2% are mixed (1). The majority of these institutions - 85% (67) - are detention centers (64 for men and three for women). The closed regime has seven male and two female facilities; the semi-open system has two for men and, to comply with hospitalization or clinical service security measures, there is one mixed facility in operation. Also according to INFOPEN/Jun 2016, 95.1% of the incarcerated population is composed of men (32,884) and 4.8% of women (1,672). There were 186 elderly citizens in prison (0.5% of the total). Thirteen women were living with their children in the state's prisons, all between zero and six months, of which six were breastfeeding. Another 25 women were pregnant or in neonatal stages. Throughout the state, only three women's facilities have cells/dormitories adapted for pregnant inmates; two facilities have nursery and/or mother/baby care centers which, together, have the capacity to take care of 16 babies, although none offer child day care.

Furthermore, there is no data available on the profile

of LGBTI+ population, but it is known that 90% of the penitentiary facilities in Pernambuco (71) do not provide exclusive cells or wings for this population. Information on race/color covers just 26% of incarcerated population, of which 83% of inmates are black, 13% white, and 1% "yellow". There is no record of the indigenous population. Only 16% of prison facilities in Pernambuco provide data on levels of schooling: illiterate (19%), literate but without having taken regular courses (26%), and unfinished primary education (34%). There are 445²⁶⁹ prisoners who have some form of disability, 19 of whom are women (1.13%) and 465 men (1.41%).

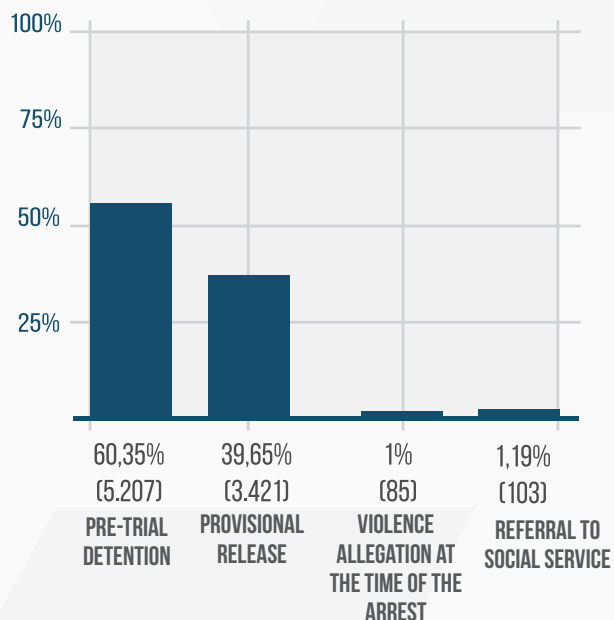
A total of 826 people were found to be suffering from infectious diseases in June 2016. On that occasion, 391 cases of tuberculosis were recorded; 219 of HIV; 135 of syphilis; 45 of hepatitis; and 72 of other diseases. In the first half of 2016, 68 deaths were recorded within the prison system: 39 were due to natural causes or due to poor health (35 men and four women). The others occurred among men: 23 deaths due to crime, while suicide, accidents and unknown causes were attributed to six deaths (two to each cause).

It is an extremely serious fact that 51% of the total Pernambuco incarcerated population (17,560 people) is imprisoned without definitive sentences. In 2015, the National Council of Justice (*Conselho Nacional de Justiça - CNJ*) implemented the Custody Hearings (*Audiências de Custódia*) project in all states of the Federation, to guarantee that a prisoner is brought before a judge as quickly as possible in cases of arrests of offenders being caught in the act. In Pernambuco, in almost two years, 8,816 hearings were held, the majority resulting in provisional detentions. There does not exist any information on the profile of those prosecuted.

In relation to the effectiveness, responsibility and transparency of the facilities (**Target 16.6**²⁷⁰), since 2007, Pernambuco has registered all police activities that have resulted in malicious homicides, and these registrations make up the statistics of Intentional, Lethal Violent Crimes. In 2017, 124 people died as a result of police interventions, 60 more than the previous year.

In relation to responsive, inclusive, participatory and representative decision-making at all levels (**Target 16.7**²⁷¹), there are still no indicators available, but the inspection visits to penal facilities are one of the mechanisms applied for monitoring the situation. In the first half of 2016, 90% of the penal establishments received visits (71), as can be seen in table 4, but it was not possible to establish whether the recommendations from the visits were forwarded.

Graph 40. **CUSTODY HEARINGS HELD IN PERNAMBUCO IN NUMBERS**



Source: Site do CNJ, 2018. TJPE.
From 14/08/2015 a 30/06/2017

269. Data drawn from the 2016 National INFOPEN does not confer with data from the INFOPEN PE 2016 consolidated report, in which the number of disabled people is 486, corresponding to 1.4% of the prison population in the state. (N.A.) 270. Target 16.6: Develop effective, accountable and transparent institutions at all levels. 271. Target 16.7: Ensure responsive, inclusive, participatory and representative decision-making at all levels.

Table 4. **NR. OF HALF-YEARLY INSPECTION VISITS IN THE PERNAMBUCO PENAL SYSTEM – JUNE, 2016**

National Council for Penitentiary and Criminal Policy (Conselho Nacional de Política Criminal e Penitenciária – CNPCP)	Quantidade	%
State Council for Penitentiary and Criminal Policy (Conselho Estadual de Política Criminal e Penitenciária)	3	0
Penitentiary Council (Conselho Penitenciário)	2	4
Community Council	9	3
National or State Prison System's Ombudsman	11	11
Public Defender	50	14
Judiciary	50	63
Public Prosecution	13	63
Others		16

Source: National Penitentiary Survey, 2016 (*Levantamento Nacional de Informações Penitenciárias – INFOPEN*); TJPE Report

RECOMMENDATIONS

1. Provide adequate investment in Public Defenders, expanding their teams.
2. Increase the number of custody hearings, via joint efforts, with definition of suitable targets and the systematic monitoring of these measures.
3. Guarantee compliance with Law No. 12.876/2005, regulated by Decree No. 39.542/2013, which addresses the establishment of official statistics on all types of violence committed against LGBTI population in the state.
4. Implement integrated alternative punishment centers, electronic monitoring centers, social welfare and assistance centers, and penal mediation chambers, as recommended by the CNJ custody hearings pilot-project.
5. Review the criteria for the selection of police officers, and judiciary and public prosecution staff, so that the commitment to the exercising of rights is reinforced; and introduce theoretical strands based on human rights and social non-discrimination, such as feminist, queer and anti-racist theories, with a view to the professional exercising of justice free from prejudice, stigma and discrimination.

6. Review public policies on punishments related to illegal drugs (there are a number of different proposals in this area).
7. Invest in the training of professionals from the penal system on transversal and identity issues (gender, race, generation, amongst others) and their impacts in public security, extending this training to the teams responsible for the production and systematization of information on the penal system.
8. Consider the material, psychological and social aspects of those people who become involved in different types of crime, with a critical reading of the social, economic and political contexts, as a methodology for the analysis of crime and violence.
9. Create training spaces for social and community organizations to develop their knowledge on access to justice.
10. Expand the debate on access to justice, and on institutional racism, culture of impunity and its relationship with the privatization of public assets, and with the culture of privilege, that prevents the exercising of rights.
11. Judiciary agencies should state and guarantee digital accessibility to legal documentation (in-

cluding court processes) for those with sight disabilities.

12. Encourage the dissemination of data, articles, reports and campaigns that present a human rights perspective on access to justice, establishing channels for liaison with professionals and/or communication agencies, from alternative media to commercial media.

13. Increase the collection and publication of data related to incarcerated population and the penal system as a whole, aiming at a better analysis of the situation of violence, crime and access to justice in the state of Pernambuco. Special attention should be given to the visibility of people in situations of social vulnerability and to victims of discrimination.







Organizations that undersign this report



Support:

Aldeias Infantis SOS Brasil | Artigo 19 | Open Society Foundations

Sponsorship:

